



In following-up, pls. cite DMS ref #

**2020-BC-0097613**

REPUBLIC OF THE PHILIPPINES  
**DEPARTMENT OF BUDGET AND MANAGEMENT**  
GENERAL SOLANO STREET, SAN MIGUEL, MANILA

**ACKNOWLEDGEMENT RECEIPT**

The **DEPARTMENT OF BUDGET AND MANAGEMENT** hereby acknowledges the receipt of your letter/request which has been uploaded to the DBM-Document Management System and routed to the appropriate office/s with the following information:

Sender: Nora P. Sevillejo (npsevillejo@sbma.com) - EMAIL

Document Title: SBMA-BFARs - 3RD QUARTER OF 2020

Document Reference No: 2020-BC-0097613

Date and Time  
Uploaded: Thursday, October 29, 2020 2:08:34 PM

Uploaded By: RECEIVING CRD

Routed To: BMB-C Lalaine N. Paule

CC:

Total no of pages  
received: 1 copy and 10 pages

The determination of the completeness of the documentary requirements submitted, if any, is subject to the evaluation of the technical person in charge.

This receipt is system generated and does not require signature.

Received by:



DOCUMENT  
MANAGEMENT  
SYSTEM

October 23, 2020

**CARMENCITA P. MAHINAY**

Director- Budget and Management Bureau (BMB-C)  
Department of Budget and Management  
3/F, Boncodin Hall, General Solano St., San Miguel, Manila

Dear Director Mahinay:

In reference to the Commission on Audit (COA) and Department of Budget and Management, Joint Circular No. 2019-1 dated January 01, 2019, wherein, an Updated Guidelines relative to the submission of Budget and Financial Accountability Reports (BFARs) was issued starting FY 2019.


As such, we submit herewith the Third (3rd) Quarter Budget and Financial Accountability Reports (BFAR) of Subic Bay Metropolitan Authority (SBMA) per section 4.3., to wit:

- To submit within 30 days after the end of each quarter the following reports:
  1. BAR NO.1 – Quarterly Physical Report of Operation
  2. FAR NO.1 – Statement of Appropriations, Allotments, Obligations, Disbursements and Balances
  3. FAR NO.1-A – Statement of Appropriations, Allotments, Obligations, Disbursements and Balances by Object of Expenditures
  4. FAR NO.1-B – List of Allotments and Sub-Allotments
  5. FAR NO.1-C – Statement of Obligations, Disbursements, Liquidations and Balances for Inter-Agency Fund Transfers
  6. FAR NO.2 – Summary of Approved Budget, Utilizations, Disbursements and Balances (For Off-Budgetary Funds)
  7. FAR NO.2-A – Summary of Approved Budget, Utilizations, Disbursements and Balances by Object of Expenditures (For Off-Budgetary Funds)
  8. FAR NO.5 – Quarterly Report of Revenue and Other Receipts
  9. FAR NO.6 –Statement of Approved Budget, Utilization, Disbursements and Balances for Trust Receipts

We hope you find the submission in order. Should you need further information or clarification, please feel free to call/email Ms. Editha L. Marzal at (047) 252- 4459/ [elmarzal@sbma.com](mailto:elmarzal@sbma.com) or Ms. Nora P. Sevillejo at (047) 252-4414/ [npsevillejo@sbma.com](mailto:npsevillejo@sbma.com).

Thank you very much.

Very truly yours,

For   
**WILMA T. EISMA**  
Chairman and Administrator  
10-27-2020  
2020-PRBD-10054

**SUBIC BAY METROPOLITAN AUTHORITY**

Building 229, Waterfront Road, Subic Bay Freeport Zone, 2222 Philippines

• Tel: +6347 252.4888/4422

• Fax: +6347 252.4428 • [chairman@sbma.com](mailto:chairman@sbma.com)




[www.mysubicbay.com.ph](http://www.mysubicbay.com.ph)


# QUARTERLY PHYSICAL REPORT OF OPERATION As of September 30, 2020

Department: Budgetary Support to Government Corporations  
Agency: Subic Bay Metropolitan Authority  
Organization Code: 35 083 0000000

Particulars	UACS CODE	Physical Target (Budget Year)					Physical Accomplishment (Budget Year)					Variance	Remarks
		1st Quarter	2nd Quarter	3rd Quarter	4th Quarter	Total	1st Quarter	2nd Quarter	3rd Quarter	4th Quarter	Total		
1	2	3	4	5	6	7	8	9	10	11	12	13	14
ECOZONE DEVELOPMENT PROGRAM	31010000000000												
OO : Jobs generated within the economic zone increased													
Outcome Indicators													
1. Number of generated employment		120,250	3,250	3,250	3,250	130,000	138,940	830	-1,817.00		137,953	11,203	cumulative-only the difference was encoded per qtr
Output Indicators													
1. Amount of income from operations		805,184,514.66	900,679,343.05	919,965,650.11	952,364,687.01	P3,578,194,194.84	778,568,457.29	752,543,502.97	820,361,726.03		2,351,473,686	(274,355,821.53)	
2. Number of projects started						5	4						
3. Percentage of projects implemented in accordance with the contract						76%	73.32%						

Prepared By:  
  
**EVIDENTE, JR. VICENTE ACOSTA**  
Manager, Planning and Development Office  
Date: 23/10/2020 19:10

In coordination with:  
  
**SANQUI, ANTONIETTA P.**  
Deputy Administrator for Finance  
Date: 23/10/2020 19:10

Approved By:  
  
**EISMA, WILMA TONGCO**  
Chairman and Administrator  
Date: 23/10/2020 19:10  
**10-27-2020**





STATEMENT OF APPROPRIATIONS, ALLOTMENTS, OBLIGATIONS, DISBURSEMENTS AND BALANCES  
As at the Quarter Ending September 30, 2020

Department : Budgetary Support to Government Corporations  
Agency/Entity : Subic Bay Metropolitan Authority  
Operating Unit : < not applicable >  
Fund Code : 35 083 0000000  
Fund Cluster : 01 Regular Agency Fund  
(e.g. UACS Fund Cluster: 01-Regular Agency Fund, 02-Foreign Assisted Projects Fund, 03-Special Account-Locally Funded/Domestic Grants Fund, and 04-Special Account-Foreign Assisted/Foreign Grants Fund)


X	Current Year Appropriations
	Supplemental
	Continuing Appropriations

Particulars	UACS CODE	Appropriations			Allotments					Current Year Obligations					Current Year Disbursements					Balances				
		Authorized Appropriations	Adjustments (Transfer To/From, Modifications/)	Adjusted Appropriations	Allotments Received	Adjustments (Reductions, Modifications/ Augmentations)	Transfer To	Transfer From	Adjusted Total Allotments	1st Quarter Ending March 31	2nd Quarter Ending June 30	3rd Quarter Ending Sept. 30	4th Quarter Ending Dec. 31	TOTAL	1st Quarter Ending March 31	2nd Quarter Ending June 30	3rd Quarter Ending Sept. 30	4th Quarter Ending Dec. 31	TOTAL	Unreleased Appro	Unobligated Allotments	Unpaid Obligations (15-20)-(23+24)		
																						Due and Demandable	Not Yet Due and Demandable	
1	2	3	4	5=(3+4)	6	7	8	9	10=[(8+(-)7)-8+9]	11	12	13	14	15=[(11+12+13+14 )	16	17	18	19	20=[(16+17+18+19 )	21	22	23	24	
I. Agency Specific Budget		793,668,000.00	(22,850,000.00)	770,818,000.00	770,818,000.00	0.00	0.00	0.00	770,818,000.00	0.00	0.00	258,239,950.01	0.00	258,239,950.01	0.00	0.00	0.00	0.00	0.00	0.00	512,578,049.99	0.00	258,239,950.01	
Operations	3000000000000000	793,668,000.00	(22,850,000.00)	770,818,000.00	770,818,000.00	0.00	0.00	0.00	770,818,000.00	0.00	0.00	258,239,950.01	0.00	258,239,950.01	0.00	0.00	0.00	0.00	0.00	0.00	512,578,049.99	0.00	258,239,950.01	
CO - Business located and operating within the economic zone increased		793,668,000.00	(22,850,000.00)	770,818,000.00	770,818,000.00	0.00	0.00	0.00	770,818,000.00	0.00	0.00	258,239,950.01	0.00	258,239,950.01	0.00	0.00	0.00	0.00	0.00	0.00	512,578,049.99	0.00	258,239,950.01	
ECOZONE DEVELOPMENT PROGRAM		793,668,000.00	(22,850,000.00)	770,818,000.00	770,818,000.00	0.00	0.00	0.00	770,818,000.00	0.00	0.00	258,239,950.01	0.00	258,239,950.01	0.00	0.00	0.00	0.00	0.00	0.00	512,578,049.99	0.00	258,239,950.01	
Ecozone infrastructure development	310100100001000	793,668,000.00	(22,850,000.00)	770,818,000.00	770,818,000.00	0.00	0.00	0.00	770,818,000.00	0.00	0.00	258,239,950.01	0.00	258,239,950.01	0.00	0.00	0.00	0.00	0.00	0.00	512,578,049.99	0.00	258,239,950.01	
MOOE		793,668,000.00	(22,850,000.00)	770,818,000.00	770,818,000.00	0.00	0.00	0.00	770,818,000.00	0.00	0.00	258,239,950.01	0.00	258,239,950.01	0.00	0.00	0.00	0.00	0.00	0.00	512,578,049.99	0.00	258,239,950.01	
Sub-Total, Operations		793,668,000.00	(22,850,000.00)	770,818,000.00	770,818,000.00	0.00	0.00	0.00	770,818,000.00	0.00	0.00	258,239,950.01	0.00	258,239,950.01	0.00	0.00	0.00	0.00	0.00	0.00	512,578,049.99	0.00	258,239,950.01	
PS		0.00	0.00	0.00	0.00	0.00	0.00	0.00	0.00	0.00	0.00	0.00	0.00	0.00	0.00	0.00	0.00	0.00	0.00	0.00	0.00	0.00	0.00	
MOOE		793,668,000.00	(22,850,000.00)	770,818,000.00	770,818,000.00	0.00	0.00	0.00	770,818,000.00	0.00	0.00	258,239,950.01	0.00	258,239,950.01	0.00	0.00	0.00	0.00	0.00	0.00	512,578,049.99	0.00	258,239,950.01	
FinEx (if Applicable)		0.00	0.00	0.00	0.00	0.00	0.00	0.00	0.00	0.00	0.00	0.00	0.00	0.00	0.00	0.00	0.00	0.00	0.00	0.00	0.00	0.00	0.00	
CO		0.00	0.00	0.00	0.00	0.00	0.00	0.00	0.00	0.00	0.00	0.00	0.00	0.00	0.00	0.00	0.00	0.00	0.00	0.00	0.00	0.00	0.00	
Sub-Total, I. Agency Specific Budget		793,668,000.00	(22,850,000.00)	770,818,000.00	770,818,000.00	0.00	0.00	0.00	770,818,000.00	0.00	0.00	258,239,950.01	0.00	258,239,950.01	0.00	0.00	0.00	0.00	0.00	0.00	512,578,049.99	0.00	258,239,950.01	
PS		0.00	0.00	0.00	0.00	0.00	0.00	0.00	0.00	0.00	0.00	0.00	0.00	0.00	0.00	0.00	0.00	0.00	0.00	0.00	0.00	0.00	0.00	
MOOE		793,668,000.00	(22,850,000.00)	770,818,000.00	770,818,000.00	0.00	0.00	0.00	770,818,000.00	0.00	0.00	258,239,950.01	0.00	258,239,950.01	0.00	0.00	0.00	0.00	0.00	0.00	512,578,049.99	0.00	258,239,950.01	
FinEx (if Applicable)		0.00	0.00	0.00	0.00	0.00	0.00	0.00	0.00	0.00	0.00	0.00	0.00	0.00	0.00	0.00	0.00	0.00	0.00	0.00	0.00	0.00	0.00	
CO		0.00	0.00	0.00	0.00	0.00	0.00	0.00	0.00	0.00	0.00	0.00	0.00	0.00	0.00	0.00	0.00	0.00	0.00	0.00	0.00	0.00	0.00	
GRAND TOTAL		793,668,000.00	(22,850,000.00)	770,818,000.00	770,818,000.00	0.00	0.00	0.00	770,818,000.00	0.00	0.00	258,239,950.01	0.00	258,239,950.01	0.00	0.00	0.00	0.00	0.00	0.00	512,578,049.99	0.00	258,239,950.01	
MOOE		793,668,000.00	(22,850,000.00)	770,818,000.00	770,818,000.00	0.00	0.00	0.00	770,818,000.00	0.00	0.00	258,239,950.01	0.00	258,239,950.01	0.00	0.00	0.00	0.00	0.00	0.00	512,578,049.99	0.00	258,239,950.01	
Recapitulation by OO:																								
I. Agency Specific Budget		793,668,000.00	0.00	793,668,000.00	770,818,000.00	0.00	0.00	0.00	770,818,000.00	0.00	0.00	258,239,950.01	0.00	258,239,950.01	0.00	0.00	0.00	0.00	0.00	0.00	22,850,000.00	512,578,049.99	0.00	258,239,950.01
ECOZONE DEVELOPMENT PROGRAM		793,668,000.00	0.00	793,668,000.00	770,818,000.00	0.00	0.00	0.00	770,818,000.00	0.00	0.00	258,239,950.01	0.00	258,239,950.01	0.00	0.00	0.00	0.00	0.00	0.00	22,850,000.00	512,578,049.99	0.00	258,239,950.01

Certified Correct:  
  
EDITHA L. MARZAL  
Manager, Financial Planning and Budget Dept.  
Date: 2020-10-23 15:36:16.0

Certified Correct:  
  
EMILIA S. CANONIZADO  
Manager, Accounting Department  
Date: 2020-10-23 15:36:16.0

Recommending Approval:  
  
ANTONIETTA P. SANQUIAN  
Deputy Administrator for Finance  
Date: 2020-10-23 15:44:


Approved By:  
  
WILMA T. EISMA  
Chairman and Administrator  
Date: 2020-10-23 15:58:  
10 - 27 - 2020


SUMMARY OF APPROPRIATIONS, ALLOTMENTS, OBLIGATIONS, DISBURSEMENTS AND BALANCES BY OBJECT OF EXPENDITURES  
As at the Quarter Ending September 30, 2020

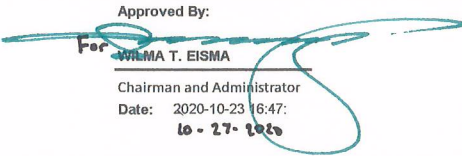
Department : Budgetary Support to Government Corporations  
Agency : Subic Bay Metropolitan Authority  
Operating Unit : < not applicable >  
Organization Code : 35 083 0000000  
Fund Cluster : 01 Regular Agency Fund  
(e.g. UACS Fund Cluster: 01-Regular Agency Fund, 02-Foreign Assisted Projects Fund, 03-Special Account-Locally Funded/Domestic Grants Fund, and 04-Special Account-Foreign Assisted/Foreign Grants Fund)

X	Current Year Appropriations
	Supplemental
	Continuing Appropriations

Particulars	UACS CODE	Appropriations					Allotments			Obligations					Disbursements					Balances				
		Authorized Appropriations	Adjustments (Transfer To/From, Modifications/ Augmentations)	Adjusted Appropriations	Allotments Received	Adjustments (Reductions, Modifications/ Augmentations)	Transfer To	Transfer From	Adjusted Allotments	1st Quarter Ending March 31	2nd Quarter Ending June 30	3rd Quarter Ending Sept. 30	4th Quarter Ending Dec. 31	TOTAL	1st Quarter Ending March 31	2nd Quarter Ending June 30	3rd Quarter Ending Sept. 30	4th Quarter Ending Dec. 31	TOTAL	Unreleased Appropriations	Unobligated Allotments	Unpaid Obligations (15-20)+(23+24)		
																						Due and Demandable	Not Yet Due and Demandable	
1	2	3	4	5=(3+4)	6	7	8	9	10=[(6+(-)7)+9]	11	12	13	14	15=(11+12+13+14)	16	17	18	19	20=(16+17+18+19 )	21=(5-10)	22=(10-15)	23	24	
SUMMARY		793,668,000.00	(22,850,000.00)	770,818,000.00	770,818,000.00	0.00	0.00	0.00	770,818,000.00	0.00	0.00	258,239,950.01	0.00	258,239,950.01	0.00	0.00	0.00	0.00	0.00	0.00	0.00	512,578,049.99	0.00	258,239,950.01
A. AGENCY SPECIFIC BUDGET		793,668,000.00	(22,850,000.00)	770,818,000.00	770,818,000.00	0.00	0.00	0.00	770,818,000.00	0.00	0.00	258,239,950.01	0.00	258,239,950.01	0.00	0.00	0.00	0.00	0.00	0.00	0.00	512,578,049.99	0.00	258,239,950.01
Maintenance and Other Operating Expenses		793,668,000.00	(22,850,000.00)	770,818,000.00	770,818,000.00	0.00	0.00	0.00	770,818,000.00	0.00	0.00	258,239,950.01	0.00	258,239,950.01	0.00	0.00	0.00	0.00	0.00	0.00	0.00	512,578,049.99	0.00	258,239,950.01
Financial Assistance/Subsidy	5021400000	793,668,000.00	(22,850,000.00)	770,818,000.00	770,818,000.00	0.00	0.00	0.00	770,818,000.00	0.00	0.00	258,239,950.01	0.00	258,239,950.01	0.00	0.00	0.00	0.00	0.00	0.00	0.00	512,578,049.99	0.00	258,239,950.01
Budgetary Support to Government-Owned and/or	5021404000	793,668,000.00	(22,850,000.00)	770,818,000.00	770,818,000.00	0.00	0.00	0.00	770,818,000.00	0.00	0.00	258,239,950.01	0.00	258,239,950.01	0.00	0.00	0.00	0.00	0.00	0.00	0.00	512,578,049.99	0.00	258,239,950.01
Road Networks	5021404002	729,168,000.00	(10,350,000.00)	718,818,000.00	718,818,000.00	0.00	0.00	0.00	718,818,000.00	0.00	0.00	245,739,950.01	0.00	245,739,950.01	0.00	0.00	0.00	0.00	0.00	0.00	0.00	473,078,049.99	0.00	245,739,950.01
Other Infrastructure Assets	5021404099	64,500,000.00	(12,500,000.00)	52,000,000.00	52,000,000.00	0.00	0.00	0.00	52,000,000.00	0.00	0.00	12,500,000.00	0.00	12,500,000.00	0.00	0.00	0.00	0.00	0.00	0.00	0.00	39,500,000.00	0.00	12,500,000.00
GRAND TOTAL		793,668,000.00	(22,850,000.00)	770,818,000.00	770,818,000.00	0.00	0.00	0.00	770,818,000.00	0.00	0.00	258,239,950.01	0.00	258,239,950.01	0.00	0.00	0.00	0.00	0.00	0.00	0.00	512,578,049.99	0.00	258,239,950.01

Certified Correct:  
  
EDITHA L. MARZAL  
Manager, Financial Planning and Budget Dept.  
Date: 2020-10-23 16:33:33.0

Recommending Approval:  
  
ANTONIETTA P. SANQUI  
Deputy Administrator for Finance  
Date: 2020-10-23 16:33:33.0

Approved By:  
  
For: WILMA T. EISMA  
Chairman and Administrator  
Date: 2020-10-23 16:47:10 - 27-10-20

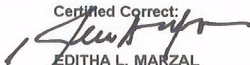
List of Allotments and Sub-Allotments  
As at the quarter ending September 30, 2020


Department : Budgetary Support to Government Corporations  
Agency/Entity : Subic Bay Metropolitan Authority  
Operating Unit : < not applicable >  
Organization Code : 35 083 0000000  
Fund Cluster : 01 Regular Agency Fund

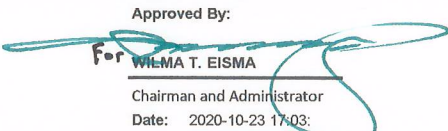
X	Current Year Appropriations
	Supplemental Appropriations
	Continuing Appropriations

(e.g. UACS Fund Cluster: 01-Regular Agency Fund, 02-Foreign Assisted Projects Fund, 03-Special Account-Locally Funded/Domestic Grants Fund, and 04-Special Account-Foreign Assisted/Foreign Grants Fund)

Allotments/Sub-Allotments Reference			Funding Source		Allotments/Sub-Allotments received from CO/ROs/OU's					Sub-Allotments to ROs/OU's					Total Allotments/Net of Sub-allotments				
No.	Number	Date	Description	UACS Code	PS	MOOE	FinEx	CO	Sub-Total	PS	MOOE	FinEx	CO	TOTAL	PS	MOOE	FinEx	CO	TOTAL
1	2	3	4	5	6	7	8	9	10=(6+7+8+9)	11	12	13	14	15=	16=(6+11)	17=(7+12)	18=(8+13)	19=(9+14)	20=
A. Allotments received from DBM																			
1	SARO-BMB-C-20-0000889	2020-02-19	Subsidies	101277	0.00	601,668,000.00	0.00	0.00	601,668,000.00	0.00	0.00	0.00	0.00	0.00	0.00	601,668,000.00	0.00	0.00	601,668,000.00
2	SARO-BMB-C-20-0012363	2020-06-30	Subsidies	101277	0.00	(12,500,000.00)	0.00	0.00	(12,500,000.00)	0.00	0.00	0.00	0.00	0.00	0.00	(12,500,000.00)	0.00	0.00	(12,500,000.00)
3	SARO-BMB-C-20-0015110	2020-08-28	Subsidies	101277	0.00	181,650,000.00	0.00	0.00	181,650,000.00	0.00	0.00	0.00	0.00	0.00	0.00	181,650,000.00	0.00	0.00	181,650,000.00
	Sub-Total				0.00	770,818,000.00	0.00	0.00	770,818,000.00	0.00	0.00	0.00	0.00	0.00	0.00	770,818,000.00	0.00	0.00	770,818,000.00
Total Allotments					0.00	770,818,000.00	0.00	0.00	770,818,000.00	0.00	0.00	0.00	0.00	0.00	0.00	770,818,000.00	0.00	0.00	770,818,000.00

Certified Correct:  
  
EDITHA L. MARZAL  
Manager, Financial Planning and Budget Dept.  
Date: 2020-10-23 13:36:01.0

Recommending Approval:  
  
ANTONIETTA P. SANQUI  
Deputy Administrator for Finance  
Date: 2020-10-23 16:59:


Approved By:  
  
For WILMA T. EISMA  
Chairman and Administrator  
Date: 2020-10-23 17:03:  
10-27-2020




STATEMENT OF OBLIGATIONS, DISBURSEMENTS, LIQUIDATIONS AND BALANCES for INTER-AGENCY FUND TRANSFERS  
(for Source Agency use only)  
As at the Quarter Ending September 30, 2020

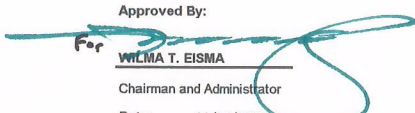
Department : Budgetary Support to Government Corporations  
Agency/Entity : Subic Bay Metropolitan Authority  
Operating Unit : < not applicable >  
Organization Code : 35 083 0000000  
Fund Cluster : 01 - Regular Agency Fund  
(e.g. UACS Fund Cluster: 05-Internally Generated Funds and 06-Business Related Funds)

Particulars	Obligation Request and Status		Obligations					Disbursements (Funds Transferred To)					Liquidations					Unpaid Obligations	Unliquidated Fund Transfers
			1st Quarter Ending March 31	2nd Quarter Ending June 30	3rd Quarter Ending Sept 30	4th Quarter Ending Dec 31	Total	1st Quarter Ending March 31	2nd Quarter Ending June 30	3rd Quarter Ending Sept 30	4th Quarter Ending Dec 31	Total	1st Quarter Ending March 31	2nd Quarter Ending June 30	3rd Quarter Ending Sept 30	4th Quarter Ending Dec 31	Total		
	Number	Date	4	5	6	7	8=(4+5+6+7)	9	10	11	12	13=(9+10+11+12)	14	15	16	17	18=(14+15+16+17)	19=(8-13)	20=(13-18)
1	2	3	4	5	6	7	8=(4+5+6+7)	9	10	11	12	13=(9+10+11+12)	14	15	16	17	18=(14+15+16+17)	19=(8-13)	20=(13-18)
	N/A	N/A	N/A	N/A	N/A	N/A	N/A	N/A	N/A	N/A	N/A	N/A	N/A	N/A	N/A	N/A	N/A	N/A	N/A

Certified Correct:  
  
EDITHA L. MARZAL  
Manager, Financial Planning and Budget Department  
Date: 23/10/2020

Certified Correct:  
  
EMILIA S. CANONIZADO  
Manager, Accounting Department  
Date: 23/10/2020

Recommending Approval:  
  
ANTONIETTA P. SANDOZ  
Deputy Administrator for Finance  
Date: 23/10/2020


Approved By:  
  
For WILMA T. EISMA  
Chairman and Administrator  
Date: 23/10/2020  
10-27-2020


FAR 2- SUMMARY OF APPROVED BUDGET, UTILIZATIONS, DISBURSEMENTS, AND BALANCES  
(For Off-Budgetary Funds)  
(Actual Value)


As at the Quarter Ending September 30,2020

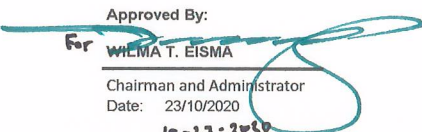
Agency/Entity : Subic Bay Metropolitan Authority  
Operating Unit : <not applicable>  
Organization Code : 35 083 0000000  
Fund Cluster : 01- Regular Agency Fund  
(e.g. UACS Fund Cluster: 05-Internally Generated Funds and 06-Business Related Funds)

Particulars	UACS CODE	Approved Budget			Utilizations					Disbursements					Balances		
		Approved Budgeted Revenue	Adjustments (Reductions, Modifications/ Augmentations)	Adjusted Budgeted Revenue	1st Quarter Ending March 31	2nd Quarter Ending June 30	3rd Quarter Ending Sept. 30	4th Quarter Ending Dec. 31	Total	1st Quarter Ending March 31	2nd Quarter Ending June 30	3rd Quarter Ending Sept. 30	4th Quarter Ending Dec. 31	TOTAL	Unutilized Budget	Unpaid Obligations (10-15)=(17+18)	
																Due and Demandable	Not Yet Due and Demandable
1	2	3	4	5=[(3+(-)4)]	6	7	8	9	10=(6+7+8+9)	11	12	13	14	15=(11+12+13+14)	16=(5-10)	17	18
GRAND TOTAL																	
PS																	
MOOE	N/A	N/A	N/A	N/A	N/A	N/A	N/A	N/A	N/A	N/A	N/A	N/A	N/A	N/A	N/A	N/A	N/A
FinEx (if Applicable)																	
CO																	

Certified Correct:  
  
EDITHA L. MARZAL  
Manager, Financial Planning and Budget Department  
Date: 23/10/2020

Certified Correct:  
  
EMILIA S. CANONIZADO  
Manager, Accounting Department  
Date 23/10/2020

Recommending Approval  
  
ANTONIETTA P. SANQUI  
Deputy Administrator for Finance  
Date: 23/10/2020


Approved By:  
  
For WILMA T. EISMA  
Chairman and Administrator  
Date: 23/10/2020  
10-27-2020




FAR 2A- SUMMARY OF APPROVED BUDGET, UTILIZATIONS, DISBURSEMENTS, AND BALANCES BY OBJECT OF EXPENDITURES  
(For Off-Budgetary Funds)  
(Actual Value)  
As at the Quarter Ending September 30,2020

Department : Budgetary Support to Government Corporations  
Agency/Entity : Subic Bay Metropolitan Authority  
Operating Unit : <not applicable>  
Organization Code : 35 083 0000000  
Fund Cluster : 01- Regular Agency Fund  
(e.g. UACS Fund Cluster: 05-Internally Generated Funds and 06-Business Related Funds)

Particulars	UACS CODE	Approved Budget			Utilizations					Disbursements					Balances		
		Approved Budgeted Revenue	Adjustments (Reductions, Modifications/ Augmentation)	Adjusted Budgeted Revenue	1st Quarter Ending March 31	2nd Quarter Ending June 30	3rd Quarter Ending Sept. 30	4th Quarter Ending Dec. 31	Total	1st Quarter Ending March 31	2nd Quarter Ending June 30	3rd Quarter Ending Sept. 30	4th Quarter Ending Dec. 31	TOTAL	Unutilized Budget	Unpaid Obligations (10-15)=(17+18)	
																Due and Demandable	Not Yet Due and Demandable
1	2	3	4	5=[(3+(-)4)]	6	7	8	9	10=[(6+7+8+9)]	11	12	13	14	15=[(11+12+13+14)]	16=(5-10)	17	18
N/A	N/A	N/A	N/A	N/A	N/A	N/A	N/A	N/A	N/A	N/A	N/A	N/A	N/A	N/A	N/A	N/A	N/A

Certified Correct:  
  
EDITHA L. MARZAL  
Manager, Financial Planning and Budget Department  
Date : 10/23/2020

Certified Correct:  
  
EMILIA S. CANONIZADO  
Manager, Accounting Department  
Date: 10/23/2020

Recommending Approval:  
  
ANTONIETTA P. SANQUI  
Deputy Administrator for Finance  
Date: 23/10/2020


Approved By:  
  
For WILMA T. EISMA  
Chairman and Administrator  
Date: 23/10/2020  
10-27-2020


FAR 5- QUARTERLY REPORT OF REVENUE AND OTHER RECEIPTS  
As at the Quarter Ending September 30,2020

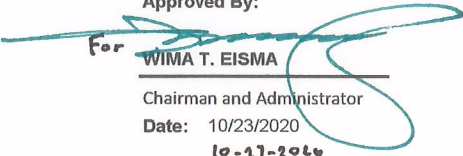
Department : Budgetary Support to Government Corporations  
Agency : Subic Bay Metropolitan Authority  
Operating Unit : <not applicable>  
Organization Code : 35 083 0000000  
Fund Cluster : 01- Regular Agency Fund

Classssification/Sources of Revenue and Other Receipts	UACS CODE	REVENUE TARGET (Annual) per BESF	Actual Revenue and Other Receipts Collections					Cumulative Remittance/Deposits to Date			Variance		Remarks
			1st Quarter Ending March 31	2nd Quarter Ending June 30	3rd Quarter Ending Sept. 30	4th Quarter Ending Dec. 31	Total	Remittance to BTr	Deposited with AGDB	TOTAL	Amount	%	
1	2	3	4	5	6	7	8=[(6+(-)7)-8+9]	9	10	11=(9+10)	12=(8-3)	13=(12/3)	14

N/A N/A N/A N/A N/A N/A N/A N/A N/A N/A N/A N/A N/A N/A

Certified Correct:  
  
EDITHA L. MARZAL  
Manager, Financial Planning and Budget Department  
Date: 10/23/2020

Recommending Approval:  
  
ANTONIETTA P. SANQUI  
Deputy Administrator for Finance  
Date: 10/23/2020

Approved By:  
  
For WIMA T. EISMA  
Chairman and Administrator  
Date: 10/23/2020  
10-17-2020

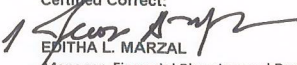
STATEMENT OF APPROVED BUDGET, UTILIZATIONS, DISBURSEMENTS AND BALANCES for TRUST RECEIPTS  
(for Implementing Agency use only)  
As the Quarter Ending September 30,2020


Department: Budgetary Support to Government Corporations  
Agency: Subic Bay Metropolitan Authority  
Operating Unit: < not applicable >  
Organization Code: 35 083 00000000  
Fund Cluster: 01 Regular Agency Fund  
(e.g. UACS Fund Cluster: 05-Internally Generated Funds and 06-Business


X	Inter Agency Fund Transfer
	Grants and Donations (Less than 12 months)

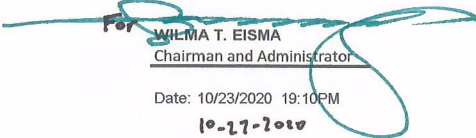
Particulars	UACS CODE	Approved Budget			Utilizations					Disbursements					Balances		
		Approved Budgeted Revenue	Adjustments (Reductions, Modifications/ Augmentations)	Adjusted Budgeted Revenue	1st Quarter Ending March 31	2nd Quarter Ending June 30	3rd Quarter Ending Sept. 30	4th Quarter Ending Dec. 31	Total	1st Quarter Ending March 31	2nd Quarter Ending June 30	3rd Quarter Ending Sept. 30	4th Quarter Ending Dec. 31	TOTAL	Unutilized Budget	Unpaid Obligations (10-15)=-(17+18)	
																Due and Demandable	Not Yet Due and Demandable
1	2	3	4	5=([3+(-)4])	6	7	8	9	10=([6+7+8+9])	11	12	13	14	15=([11+12+13+14])	16=([5-10])	17	18

N/A N/A N/A N/A N/A N/A N/A N/A N/A N/A N/A N/A N/A N/A N/A N/A N/A N/A

Certified Correct:  
  
EDITHA L. MARZAL  
Manager, Financial Planning and Budget Dept  
Date: 10/23/2020 19:10PM

Certified Correct:  
  
EMILIA S. CANONIZADO  
Manager, Accounting Dept  
Date: 10/23/2020 19:10PM

Recommending Approval:  
  
ANTONIETTA P. SANQUI  
Manager, Accounting Dept  
Date: 10/23/2020 19:10PM

Approved By:  
  
For: WILMA T. EISMA  
Chairman and Administrator  
Date: 10/23/2020 19:10PM  
10-27-2020