

ADM-OUT-10-09-2018-0490

October 09, 2018

**CARMENCITA P. MAHINAY**

Director- Budget and Management Bureau (BMB-C)  
Department of Budget and Management  
3/F, Boncodin Hall, General Solano St., San Miguel, Manila

Dear Director Mahinay:

We submit herewith the Budget and Financial Accountability Reports (BFAR) of Subic Bay Metropolitan Authority (SBMA) for the 3rd Quarter of 2018.

1. BAR NO.1 – Quarterly Physical Report of Operation
2. FAR NO.1 – Statement of Appropriations, Allotments, Obligations, Disbursements and Balances
3. FAR NO.1-A – Statement of Appropriations, Allotments, Obligations, Disbursements and Balances by Object of Expenditures
4. FAR NO.1-B – List of Allotments and Sub-Allotments
5. FAR NO.2 – Statement of Approved Budget, Utilizations, Disbursements and Balances
6. FAR NO.2-A – Statement of Approved Budget, Utilizations, Disbursements and Balances by Object of Expenditures
7. FAR NO.4 –Monthly Report of Disbursements for July, Aug and September 2018
8. FAR NO.5 –Quarterly Report of Revenue and Other Receipts

We hope you find the submission in order, for clarification, please call/ email Ms. Editha L. Marzal at (047) 252- [4459](tel:4459)/ [elmarzal@sbma.com](mailto:elmarzal@sbma.com) or Mr. Jerome A. Mascardo at (047) 252-4605/ [jamascardo@sbma.com](mailto:jamascardo@sbma.com).

Thank you very much.

Very truly yours,



**WILMA T. EISMA**

Chairman and Administrator

**SUBIC BAY METROPOLITAN AUTHORITY**

Building 229, Waterfront Road, Subic Bay Freeport Zone, 2222 Philippines  
• Tel: +6347 252.7262/4000 • Fax: +6347 252.4428

ODAF-OUT-18-10-50



[www.mysubicbay.com.ph](http://www.mysubicbay.com.ph)

**E**

X	Current Year
	Supplemental
	Continuing
	Off-Budget


[illegible]

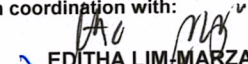
**QUARTERLY PHYSICAL REPORT OF OPERATION**  
**As of SEPTEMBER 30, 2018**


Department : \_\_\_\_\_  
 Agency : **SUBIC BAY METROPOLITAN AUTHORITY**  
 Operating Unit : \_\_\_\_\_  
 Organization Code (UACS) : \_\_\_\_\_

X	Current Year
	Supplemental
	Continuing
	Off-Budget

Particulars	UACS CODE	Physical Targets					Physical Accomplishments					Variance of _____
		1st Quarter	2nd Quarter	3rd Quarter	4th Quarter	Total	1st Quarter	2nd Quarter	3rd Quarter	4th Quarter	Total	
1	2	3	4	5	6	7=(3+4+5+6)	8	9	10	11	12=(8+9+10+11)	13
<b>Part B</b>  <b>Major Programs/Projects</b>  KRA No. 1 - Anti-Corruption, Transparent, Accountable and Participatory Governance  Program Budgeting: Education Program MPP Target 1 Target 2 ... Other Major Programs and Projects PAP Target 1 Target 2 ... ...continue down to the last PAP ...continue down to the last Program Budgeting ...continue down to the last KRA						N/A					N/A	

Prepared By:   
**JEROME A. MASCARDO**  
 Division Chief III  
 Date: October 09, 2018

In coordination with:   
**EDITHA LIM-MARZAL**  
 Head, Financial Planning and Budget Department  
 Date: October 09, 2018

Approved by:   
**WILMA T. EISMA**  
 Chairman and Administrative Officer  
 Date: October 09, 2018



**STATEMENT OF APPROPRIATIONS, ALLOTMENTS, OBLIGATIONS, DISBURSEMENTS AND BALANCES**  
As of the Quarter Ending September 30, 2018

Department: Budgetary Support to Government Corporations

Agency: Subic Bay Metropolitan Authority

Operating Unit: N/A


Organization Code (UACS): 350830000000

Fund Cluster: 01 - Regular Agency Fund


Authorization: 01 - Current  
Report

Particulars	UACS CODE	Appropriation			Allotments					Current Year Obligations					Current Year Disbursements					Balance	
		Authorized Appropriation	Adjustments (Transfer To/From, Realignment)	Adjusted Appropriations	Allotments Received	Adjustments (Withdrawal, Realignment)	Transfer To	Transfer From	Adjusted Total Allotments	1st Quarter Ending March 31	2nd Quarter Ending June 30	3rd Quarter Ending Sept. 30	4th Quarter Ending Dec. 31	Total	1st Quarter Ending March 31	2nd Quarter Ending June 30	3rd Quarter Ending Sept. 30	4th Quarter Ending Dec. 31	Total	Unreleased Appropriations	Unobligated Allotment
1	2	3	4	5(3+4)	6	7	8	9	10(6+7+8+9)	11	12	13	14	15(11+12+13+14)	16	17	18	19	20(16+17+18+19)	21(5-10)	22(10-15)
Agency Specific Budget																					
Subsidies	01101277																				
Support to Operations	2000000000000000	1,548,614,000.00		1,548,614,000.00	1,548,614,000.00				1,548,614,000.00	1,432,383,000.00	113,828,930.00	2,402,070.00		1,548,614,000.00	1,432,383,000.00	113,828,930.00	2,402,070.00		1,548,614,000.00		
Provision of power subsidy	2000001000010000	1,548,614,000.00		1,548,614,000.00	1,548,614,000.00				1,548,614,000.00	1,432,383,000.00	113,828,930.00	2,402,070.00		1,548,614,000.00	1,432,383,000.00	113,828,930.00	2,402,070.00		1,548,614,000.00		
MOOE		1,548,614,000.00		1,548,614,000.00	1,548,614,000.00				1,548,614,000.00	1,432,383,000.00	113,828,930.00	2,402,070.00		1,548,614,000.00	1,432,383,000.00	113,828,930.00	2,402,070.00		1,548,614,000.00		
Operations	3000000000000000	530,000,000.00		530,000,000.00	530,000,000.00				530,000,000.00										530,000,000.00		
OO - Business located and operating within the economic zone increased	3100000000000000	530,000,000.00		530,000,000.00	530,000,000.00				530,000,000.00												530,000,000.00
ECOZONE DEVELOPMENT PROGRAM	3101000000000000	530,000,000.00		530,000,000.00	530,000,000.00				530,000,000.00												530,000,000.00
Ecozone infrastructure development	3101001000010000	530,000,000.00		530,000,000.00	530,000,000.00				530,000,000.00												530,000,000.00
MOOE		530,000,000.00		530,000,000.00	530,000,000.00				530,000,000.00												530,000,000.00
Sub-Total, Agency-Specific		2,078,614,000.00		2,078,614,000.00	2,078,614,000.00				2,078,614,000.00	1,432,383,000.00	113,828,930.00	2,402,070.00		1,548,614,000.00	1,432,383,000.00	113,828,930.00	2,402,070.00		1,548,614,000.00		530,000,000.00
PS																					
MOOE		2,078,614,000.00		2,078,614,000.00	2,078,614,000.00				2,078,614,000.00	1,432,383,000.00	113,828,930.00	2,402,070.00		1,548,614,000.00	1,432,383,000.00	113,828,930.00	2,402,070.00		1,548,614,000.00		530,000,000.00
Fin Ex																					
CO																					
I. Automatic Appropriations																					
Sub-Total, Automatic Appropriations																					
PS																					
MOOE																					
Fin Ex																					
CO																					
II. Special Purpose Fund																					
Sub-Total, SPF																					
PS																					
MOOE																					
Fin Ex																					
CO																					
BRAND TOTAL																					
PS																					
MOOE		2,078,614,000.00		2,078,614,000.00	2,078,614,000.00				2,078,614,000.00	1,432,383,000.00	113,828,930.00	2,402,070.00		1,548,614,000.00	1,432,383,000.00	113,828,930.00	2,402,070.00		1,548,614,000.00		530,000,000.00
Fin Ex																					
CO																					


Certified Correct:

  
Marzal, Editha  
Budget Officer  
Date: 09/Oct/2018


Certified Correct:

  
Canonizado, Emilia S.  
Chief Accountant  
Date:

Recommended By:

  
Sanquian, Antonietta  
Director, FMS  
Date: 09/Oct/2018

Approved By:

  
Eisma, Wilma  
Agency Head/Department  
Date: 09/Oct/2018

This report was generated using the Unified Repo

SUMMARY OF APPROPRIATIONS, ALLOTMENTS, OBLIGATIONS, DISBURSEMENTS AND BALANCES BY OBJECT OF EXPENDITURES  
As of the Quarter Ending September 30, 2018

Department: Budgetary Support to Government Corporations  
Agency: Subic Bay Metropolitan Authority  
Operating Unit: BuA  
Organization Code (UACS): 350330000000  
Funding Source Code (as clustered): 01 - Regular Agency Fund  
Particulars:

Authorization: 01 - Current Year Appropriations  
Report Status: SUBMITTED


Operating Unit: RA Organization Code (UACS): 350303000000 Funding Source Code (as clustered): 01 - Regular Agency Fund										Current Year Obligations										Current Year Disbursements										Total	
UACS CODE	Appropriation Authorized Appropriation	Adjustments (Transfer To/From Reassignment)	Adjusted Appropriations	Allocments Allocated Received	Adjustments (Withdrawal, Reassignment)	Transfer To	Transfer From	Adjusted Total Allocations	1st Quarter Ending March 31		2nd Quarter Ending June 30		3rd Quarter Ending Sept. 30		4th Quarter Ending Dec. 31		Total				Total										
									15=(16+17+18+19)	21=(5-10)	16	17	18	19	20	21	22	23	24	25	26										
2	0	0	0	0	0	0	0	0	10=(9)-(7)-(8)-(9)	11	12	13	14	15	16	17	18	19	20	21	22	23	24	25	26						
1	Agency Specific Budget																														
	Subsidies																														
	Maintenance and Other Operating Expenses																														
	Financial Assistance/Subsidy																														
	Budgetary Support to Government-Owned and/or Controlled Corporations																														
	Subsidy Support to Operations of GOCCs																														
	Other Infrastructure Assets																														
	GRAND TOTAL																														
	Grand Total																														

This report was generated using the United Reporting System on 09/10/2018 08:42

Certified Correct:   
EDITHA L. MANZANILLA  
Manager, Financial Planning and Budget Department  
Date: October 09, 2018

Certified Correct:   
EMILIA S. CANONIZADO  
Manager, Accounting Department  
Date: October 09, 2018

Recommended By:   
ANTONIO P. SANGUI  
Deputy Administrator for Finance  
Date: October 09, 2018

Approved By:   
WILMA T. EISSAA  
Human Resources Manager and Administrator  
Date: October 09, 2018



List of Allotments and Sub-Allotments  
As of the quarter ending September 30, 2018

Authorization :01 - Curre

Department : Budgetary Support to Government Corporations  
Agency : Subic Bay Metropolitan Authority  
Operating Unit : N/A  
Organization Code (UACS) : 350830000000  
Funding Source Code (as clustered) : 01 - Regular Agency Fund

Report Status :SUBMITTED

(e.g. Fund Cluster: 101,102, 151)

No.	Allotments / Sub-Allotments Number	Date	Funding Source Description	UACS Code	PS	MOOE	CO	FINEX	Total 10=(6+7+8+9)	PS	MOOE	CO	FINEX	Total 15=(11+12+13+14)	PS	Total Allotments / Not of Sub-alloc MOOE	CO	FINEX
1	2	3	4	5	6	7	8	9	10	11	12	13	14	15	16	17	18	19
	A. Allotments Received From DBM																	
1	SARO-BMB-C-18-0008949	2018-04-16	Subsidies	01101277		57,292,045.00			57,292,045.00							57,292,045.00		
2	SARO-BMB-C-18-0012729	2018-05-29	Subsidies	01101277		56,536,885.00			56,536,885.00							56,536,885.00		
3	SARO-BMB-C-18-0018061	2018-08-13	Subsidies	01101277		2,402,070.00			2,402,070.00							2,402,070.00		
	Sub-total					116,231,000.00			116,231,000.00							116,231,000.00		
	B. Sub-allotments received from Central Office/Regional Office																	
	Total Allotments					116,231,000.00			116,231,000.00							116,231,000.00		
	Summary by Funding Source Code:																	
	Subsidies			01101277		116,231,000.00			116,231,000.00							116,231,000.00		

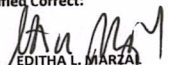
This report was generated using the Unified Reporting System on 09/10/2018 09:06


Certified Correct:


Certified Correct:


Recommended By:

Approved By:

  
EDITHA L. MARZÁN  
Manager, Financial Planning and Budget Department  
Date: October 09, 2018

  
EMILIA S. CANONIZADO  
Manager, Accounting Department  
Date: October 09, 2018

  
ANTONIETTA P. SANQUI  
Deputy Administrator for Finance  
Date: October 09, 2018

  
WILMA T. LISMA  
Chairman and Administrator  
Date: October 09, 2018



STATEMENT OF APPROVED BUDGET, UTILIZATIONS, DISBURSEMENTS AND BALANCES  
As of the Quarter Ending September 30, 2018

Department : Budgetary Support to Government Corporations  
Agency : Subic Bay Metropolitan Authority  
Operating Unit : N/A  
Organization Code (UACS) : 350830000000  
Report Status : SUBMITTED


Particulars	UACS CODE	Approved Budget Approved Budgeted Revenue	Adjustments(Additions, f Adjusted Budgeted Revenue	Budget Utilization 1st Quarter Ending March 31	2nd Quarter Ending June 30	3rd Quarter Ending Sept. 30	4th Quarter Ending Dec. 31	Total	Disbursements 1st Quarter Ending March 31	2nd Quarter Ending June 30	3rd Quarter Ending Sept. 30	4th Quarter Ending Dec. 31	Total	Balances Unutilized
1	2	3	4	5=(3+(-)4)	6	7	8	9	10=(6+7+8+9)	11	12	13	14	15=(11+12+13 16=(5-10)
I. Agency Approved Budget		0	0	0	0	0	0	0	0	0	0	0	0	0
Subsidies	01101277	1569838484	0	1569838484	1453607484	113828930	2402070	0	1569838484	1453607484	113828930	2402070	0	1569838484
Support to Operations	2000000000000000	1569838484	0	1569838484	1453607484	113828930	2402070	0	1569838484	1453607484	113828930	2402070	0	1569838484
Provision of power subsidy	200000100001000	1569838484	0	1569838484	1453607484	113828930	2402070	0	1569838484	1453607484	113828930	2402070	0	1569838484
PS	0	0	0	0	0	0	0	0	0	0	0	0	0	0
MOOE	0	1569838484	0	1569838484	1453607484	113828930	2402070	0	1569838484	1453607484	113828930	2402070	0	1569838484
Operations	3000000000000000	0	0	0	0	0	0	0	0	0	0	0	0	0
OO - Business located and operating within the economic zone increase	3100000000000000	0	0	0	0	0	0	0	0	0	0	0	0	0
ECOZONE DEVELOPMENT PROGRAM	3101000000000000	0	0	0	0	0	0	0	0	0	0	0	0	0
Ecozone infrastructure development	310100100001000	0	0	0	0	0	0	0	0	0	0	0	0	0
MOOE	0	0	0	0	0	0	0	0	0	0	0	0	0	0
GRAND TOTAL	0	1569838484	0	1569838484	1453607484	113828930	2402070	0	1569838484	1453607484	113828930	2402070	0	1569838484
PS	0	0	0	0	0	0	0	0	0	0	0	0	0	0
MOOE	0	1569838484	0	1569838484	1453607484	113828930	2402070	0	1569838484	1453607484	113828930	2402070	0	1569838484
Fin Ex	0	0	0	0	0	0	0	0	0	0	0	0	0	0
CO	0	0	0	0	0	0	0	0	0	0	0	0	0	0

This report was generated using the Unified Reporting System on 09/10/2018 09:18


Certified Correct:

  
JOTHAN L. MARZALL  
Manager, Financial Planning and Budget Department  
Date: October 09, 2018


Certified Correct:

  
EMILIA S. CANONIZADO  
Manager, Accounting Department  
Date: October 09, 2018

Recommended By:

  
ANTONIETTA P. SANQUI  
Deputy Administrator for Finance  
Date: October 09, 2018

Approved By:

  
WILMA T. EISMA  
Chairman and Administrator  
Date: October 09, 2018


**SUMMARY OF APPROVED BUDGET, UTILIZATIONS, DISBURSEMENTS AND BALANCES BY OBJECT OF EXPENDITURES**  
As of the Quarter Ending September 30, 2018

Department : Budgetary Support to Government Corporations  
Agency : Subic Bay Metropolitan Authority  
Operating Unit : N/A  
Organization Code (UACS) : 350830000000  
Funding Source Code (as clustered) : 01 - Regular Agency Fund  
Report Status : SUBMITTED  
Particulars


UACS CODE	Approved Budget				Budget Utilization				Disbursements					Total	Unpaid Utilizations
	Approved Budgeted Revenue	Adjustments/Additions, Reductions/Realignment	Adjusted Budgeted Revenue		1st Quarter Ending March 31	2nd Quarter Ending June 30	3rd Quarter Ending Sept. 30	4th Quarter Ending Dec. 31	Total	1st Quarter Ending March 31	2nd Quarter Ending June 30	3rd Quarter Ending Sept. 30	4th Quarter Ending Dec. 31		
1	2	3	4	5=(3+(-)4)	6	7	8	9	10=(6+7+8+9)	11	12	13	14	15=(11+12+13+14)	16=(5-10)
I. Agency Specific Budget	0	0	0	0	0	0	0	0	0	0	0	0	0	0	0
Maintenance and Other Operating Expenses	0	1569838484	0	0	1569838484	1453607484	113828930	2402070	0	1569838484	1453607484	113828930	2402070	0	1569838484
Financial Assistance/Subsidy	5021400000	1569838484	0	0	1569838484	1453607484	113828930	2402070	0	1569838484	1453607484	113828930	2402070	0	1569838484
Budgetary Support to Government-Owned and/or Controlled Corporations	5021404000	1569838484	0	0	1569838484	1453607484	113828930	2402070	0	1569838484	1453607484	113828930	2402070	0	1569838484
Subsidy Support to Operations of GOCCs	5021404001	1569838484	0	0	1569838484	1453607484	113828930	2402070	0	1569838484	1453607484	113828930	2402070	0	1569838484
GRAND TOTAL	0	0	0	0	0	0	0	0	0	0	0	0	0	0	0
Grand Total	0	1569838484	0	0	1569838484	1453607484	113828930	2402070	0	1569838484	1453607484	113828930	2402070	0	1569838484

This report was generated using the Unified Reporting System on 09/10/2018 09:32


Certified Correct:

  
EDITHA L. MARISCAL  
Manager, Financial Planning and Budget Department  
Date: October 09, 2018


Certified Correct:

  
EMILIA S. CANONIZADO  
Manager, Accounting Department  
Date: October 09, 2018

Recommended By:

  
ANTONETH P. SANQUI  
Deputy Administrator for Finance  
Date: October 09, 2018

Approved By:

  
WILFREDO EISMA  
Manager and Administrator  
Date: October 09, 2018



**MONTHLY REPORT OF DISBURSEMENTS**  
For the month of July, 2018

Department : Budgetary Support to Government Corporations  
Agency : Subic Bay Metropolitan Authority  
Operating Unit : N/A  
Organization Code (UACS) : 350830000000  
Funding Source Code (as clustered) : 01 - Regular Agency Fund  
Report Status : APPROVED  
PARTICULARS

Funding Source Code (as clustered) : 01 - Regular Agency Fund		(e.g. Fund Cluster: 101,102, 151)										Sub-Total TRUST LIABILITIES										GRAND TOTAL													
Report Status : APPROVED		CURRENT YEAR BUDGET										PRIOR YEAR'S ACCOUNTS PAYABLE										CURRENT YEAR'S ACCOUNTS PAYABLE													
PARTICULARS		PS	MOOE	FinEx	CO	TOTAL	PS	MOOE	FinEx	CO	Sub-Total	PS	MOOE	FinEx	CO	Sub-Total	PS	MOOE	FinEx	CO	Sub-Total	TOTAL	PS	MOOE	CO	TOTAL	PS	MOOE	FinEx	CO					
		2	3	4	5	6=(2+3+4+5)	7	8	9	10	11=(7+8+9+10)	12	13	14	15	16=(12+13+14+15)	17=(11+16)	18=(6+17)	19	20	21	22=(19+20+21)	23	24	25	26	27	28	29	30					
1																																			
2																																			
	Notice of Cash Allocation (NCA)	0	0	0	0	0	0	0	0	0	0	0	0	0	0	0	0	0	0	0	0	0	0	0	0	0	0	0	0	0					
	MDS Checks Issued	0	0	0	0	0	0	0	0	0	0	0	0	0	0	0	0	0	0	0	0	0	0	0	0	0	0	0	0	0					
	Advice to Debit Account	0	0	0	0	0	0	0	0	0	0	0	0	0	0	0	0	0	0	0	0	0	0	0	0	0	0	0	0	0					
	Notice of Transfer of Allocation (NTA)	0	0	0	0	0	0	0	0	0	0	0	0	0	0	0	0	0	0	0	0	0	0	0	0	0	0	0	0	0					
	MDS Checks Issued	0	0	0	0	0	0	0	0	0	0	0	0	0	0	0	0	0	0	0	0	0	0	0	0	0	0	0	0	0					
	Advice to Debit Account	0	0	0	0	0	0	0	0	0	0	0	0	0	0	0	0	0	0	0	0	0	0	0	0	0	0	0	0	0					
	Working Fund (NCA issued to BTr)	0	0	0	0	0	0	0	0	0	0	0	0	0	0	0	0	0	0	0	0	0	0	0	0	0	0	0	0	0					
	Tax Remittance Advances Issued (TRA)	0	0	0	0	0	0	0	0	0	0	0	0	0	0	0	0	0	0	0	0	0	0	0	0	0	0	0	0	0					
	Cash Disbursement Ceiling (CDC)	0	0	0	0	0	0	0	0	0	0	0	0	0	0	0	0	0	0	0	0	0	0	0	0	0	0	0	0	0					
	Non-Cash Availment Authority (NCAA)	0	0	0	0	0	0	0	0	0	0	0	0	0	0	0	0	0	0	0	0	0	0	0	0	0	0	0	0	0					
	Others (CDT, BTr Docs Stamp, etc.)	0	0	0	0	0	0	0	0	0	0	0	0	0	0	0	0	0	0	0	0	0	0	0	0	0	0	0	0	0					


**Summary**

PARTICULARS

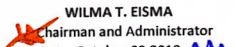

(1)	PREVIOUS REPORT (2)	CURRENT MONTH (3)	AS OF DATE (4)
Total Disbursement Authorities Received	1567436414	0	1567436414
NCA	0	0	0
Working Fund	0	0	0
TRA	0	0	0
CDC	0	0	0
NCAA	0	0	0
Others (CDT, BTr Docs Stamp, etc.)	0	0	0
Less: Notice of Transfer Allocations (NTA)* issued	1567436414	0	1567436414
Total Disbursements Authorities Available			
Less	0	0	0
Lapsed NCA	0	0	0
Disbursements	1567436414	0	1567436414
Balance of Disbursements Authorities as of to date			
Total Disbursements Program	0	0	0
Less: * Actual Disbursements	0	0	0
(Over)/Under spending-			

This report was generated using the Unified Reporting System on 09/10/2018 09:47

**Certified Correct:**

  
EMILIA S. CANONIZADO  
Manager, Accounting Department  
Date: October 09,2018

**Approved By:**

  
WILMA T. EISMA  
Chairman and Administrator  
Date: October 09,2018 



**MONTHLY REPORT OF DISBURSEMENTS**  
For the month of August, 2018

Department : Budgetary Support to Government Corporations  
Agency : Subic Bay Metropolitan Authority  
Operating Unit : N/A  
Organization Code (UACS) : 350830000000  
Funding Source Code (as clustered) : 01 - Regular Agency Fund  
Report Status : SUBMITTED  
PARTICULARS


		(e.g. Fund Cluster: 101,102, 151)					PRIOR YEAR'S BUDGET					CURRENT YEAR'S ACCOUNTS PAYABLE					Sub-Total TRUST LIABILITIES					GRAND TOTAL			
		CURRENT YEAR BUDGET					PRIOR YEAR'S ACCOUNTS PAYABLE					CURRENT YEAR'S ACCOUNTS PAYABLE					Sub-Total TRUST LIABILITIES					GRAND TOTAL			
PS	MOOE	FinEx	CO	TOTAL		PS	MOOE	FinEx	CO	Sub-Total		PS	MOOE	FinEx	CO	Sub-Total	TOTAL	PS	MOOE	CO	TOTAL	PS	MOOE	FinEx	CO
2	3	4	5	6=(2+3+4+5)		7	8	9	10	11=(7+8+9+10)		12	13	14	15	16=(12+13+14+15)	17=(11+16)	18=(6+17)	19	20	21	22=(19+20+21)	23	24	25
1																									
Notice of Cash Allocation (NCA)	0	0	0	0	0	0	0	0	0	0	0	0	0	0	0	0	0	0	0	0	0	0	0	0	0
MDS Checks Issued	0	0	0	0	0	0	0	0	0	0	0	0	0	0	0	0	0	0	0	0	0	0	0	0	0
Advice to Debit Account	0	0	0	0	0	0	0	0	0	0	0	0	0	0	0	0	0	0	0	0	0	0	0	0	0
Notice of Transfer of Allocation (NTA)	0	0	0	0	0	0	0	0	0	0	0	0	0	0	0	0	0	0	0	0	0	0	0	0	0
MDS Checks Issued	0	0	0	0	0	0	0	0	0	0	0	0	0	0	0	0	0	0	0	0	0	0	0	0	0
Advice to Debit Account	0	0	0	0	0	0	0	0	0	0	0	0	0	0	0	0	0	0	0	0	0	0	0	0	0
Working Fund (NCA issued to BTr)	0	0	0	0	0	0	0	0	0	0	0	0	0	0	0	0	0	0	0	0	0	0	0	0	0
Tax Remittance Advances Issued (TRA)	0	0	0	0	0	0	0	0	0	0	0	0	0	0	0	0	0	0	0	0	0	0	0	0	0
Cash Disbursement Ceiling (CDC)	0	0	0	0	0	0	0	0	0	0	0	0	0	0	0	0	0	0	0	0	0	0	0	0	0
Non-Cash Availment Authority (NCAA)	0	0	0	0	0	0	0	0	0	0	0	0	0	0	0	0	0	0	0	0	0	0	0	0	0
Others (CDT, BTr Docs Stamp, etc.)	0	0	0	0	0	0	0	0	0	0	0	0	0	0	0	0	0	0	0	0	0	0	0	0	0

**Summary**

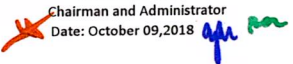
PARTICULARS	PREVIOUS REPORT (2)	CURRENT MONTH (3)	AS OF DATE (4)
(1)			
Total Disbursement Authorities Received	1567436414	2402070	1569838484
NCA	0	0	0
Working Fund	0	0	0
TRA	0	0	0
CDC	0	0	0
NCAA	0	0	0
Others (CDT, BTr Docs Stamp, etc.)	0	0	0
Less: Notice of Transfer Allocations (NTA)* issued	1567436414	2402070	1569838484
Total Disbursements Authorities Available			
Less	0	0	0
Lapsed NCA	0	0	0
Disbursements	1567436414	2402070	1569838484
Balance of Disbursements Authorities as of to date	0	0	0
Total Disbursements Program	0	0	0
Less: * Actual Disbursements	0	0	0
(Over)/Under spending-	0	0	0

This report was generated using the Unified Reporting System on 09/10/2018 09:57

Certified Correct:

  
EMILIA S. CANONIZADO  
Manager, Accounting Department  
Date: October 09,2018

Approved By:

  
WILMA T. EISMA  
Chairman and Administrator  
Date: October 09,2018



**MONTHLY REPORT OF DISBURSEMENTS**  
For the month of September, 2018

Department : Budgetary Support to Government Corporations  
Agency : Subic Bay Metropolitan Authority  
Operating Unit : N/A  
Organization Code (UACS) : 350830000000  
Funding Source Code (as clustered) : 01 - Regular Agency Fund  
Report Status : SUBMITTED  
PARTICULARS

Funding Source Code (as clustered) : 01 - Regular Agency Fund		(e.g. Fund Cluster: 101,102, 151)										Sub-Total TRUST LIABILITIES										GRAND TOTAL				
Report Status : SUBMITTED		CURRENT YEAR BUDGET										PRIOR YEAR'S ACCOUNTS PAYABLE					CURRENT YEAR'S ACCOUNTS PAYABLE									
PARTICULARS		MOOE		FinEx	CO	TOTAL	PS	MOOE	FinEx	CO	Sub-Total	PS	MOOE	FinEx	CO	Sub-Total	TOTAL	PS	MOOE	CO	TOTAL	PS	MOOE	FinEx	CO	
1	2	3	4	5	6=(2+3+4+5)	7	8	9	10	11=(7+8+9+10)	12	13	14	15	16=(12+13+14+15)	17=(11+16)	18=(6+17)	19	20	21	22=(19+20+21)	23	24	25	26	
		0	0	0	0	0	0	0	0	0	0	0	0	0	0	0	0	0	0	0	0	0	0	0	0	
	Notice of Cash Allocation (NCA)	0	0	0	0	0	0	0	0	0	0	0	0	0	0	0	0	0	0	0	0	0	0	0	0	
	MDS Checks Issued	0	0	0	0	0	0	0	0	0	0	0	0	0	0	0	0	0	0	0	0	0	0	0	0	
	Advice to Debit Account	0	0	0	0	0	0	0	0	0	0	0	0	0	0	0	0	0	0	0	0	0	0	0	0	
	Notice of Transfer of Allocation (NTA)	0	0	0	0	0	0	0	0	0	0	0	0	0	0	0	0	0	0	0	0	0	0	0	0	
	MDS Checks Issued	0	0	0	0	0	0	0	0	0	0	0	0	0	0	0	0	0	0	0	0	0	0	0	0	
	Advice to Debit Account	0	0	0	0	0	0	0	0	0	0	0	0	0	0	0	0	0	0	0	0	0	0	0	0	
	Working Fund (NCA issued to BTr)	0	0	0	0	0	0	0	0	0	0	0	0	0	0	0	0	0	0	0	0	0	0	0	0	
	Tax Remittance Advices Issued (TRA)	0	0	0	0	0	0	0	0	0	0	0	0	0	0	0	0	0	0	0	0	0	0	0	0	
	Cash Disbursement Ceiling (CDC)	0	0	0	0	0	0	0	0	0	0	0	0	0	0	0	0	0	0	0	0	0	0	0	0	
	Non-Cash Availment Authority (NCAA)	0	0	0	0	0	0	0	0	0	0	0	0	0	0	0	0	0	0	0	0	0	0	0	0	
	Others (CDT, BTr Docs Stamp, etc.)	0	0	0	0	0	0	0	0	0	0	0	0	0	0	0	0	0	0	0	0	0	0	0	0	

**Summary**


**PARTICULARS**

(1)  
Total Disbursement Authorities Received  
NCA  
Working Fund  
TRA  
CDC  
NCAA  
Others (CDT, BTr Docs Stamp, etc.)  
Less: Notice of Transfer Allocations (NTA)\* issued  
Total Disbursements Authorities Available  
Less  
Lapsed NCA  
Disbursements  
Balance of Disbursements Authorities as of to date  
Total Disbursements Program  
Less: \* Actual Disbursements  
(Over)/Under spending-

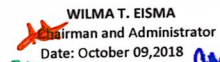
PREVIOUS REPORT (2)	CURRENT MONTH (3)	AS OF DATE (4)
1569838484	0	1569838484
0	0	0
0	0	0
0	0	0
0	0	0
0	0	0
0	0	0
1569838484	0	1569838484
0	0	0
0	0	0
1569838484	0	1569838484
0	0	0
0	0	0
0	0	0

This report was generated using the Unified Reporting System on 09/10/2018 10:13

Certified Correct:

  
EMILIA S. CANONIZADO  
Manager, Accounting Department  
Date: October 09,2018

Approved By:

  
WILMA T. EISMA  
Chairman and Administrator  
Date: October 09,2018



**QUARTERLY REPORT OF REVENUE AND OTHER RECEIPTS**  
 As of the Quarter Ending September 30, 2018  
 (In Pesos)

Department: Budgetary Support to Government Corporations  
 Operating Unit: N/A

Agency: Subic Bay Metropolitan Authority  
 Report Status: SUBMITTED

**CLASSIFICATION / SOURCES OF REVENUE AND OTHER RECEIPTS**

- 1 General Fund (formerly Fund 101)
- Special Account in the General Fund (formerly Fund 105, 183, 401, 151-159)
- Off-Budget Accounts (formerly Fund 161 to 164, etc.)
- Custodial Funds (formerly Fund 101-184, 187)
- TOTAL

ACTUAL REVENUE AND OTHER RECEIPTS							Report Status	CUMULATIVE REMITTANCE /DEPOSITS TO DATE			VARIANCE		REMAI
UACS	REVE	1st Q	2nd Quarter	3rd Quarter	4th Quarter	TOTAL	Submittal Fee	Remittance to BTR	Deposited with AGDB	Total	Amount	%	
2	3	4	5	6	7	8=(4+5+6+7)	9	10	11=(9+10)	12=(8-3)	13=(12/3)	14	
0	0	0	0	0	0	0	0	0	0	0	0	0	
0	0	0	0	0	0	0	0	0	0	0	0	0	
0	0	0	0	0	0	0	0	0	0	0	0	0	
0	0	0	0	0	0	0	0	0	0	0	0	0	
0	0	0	0	0	0	0	0	0	0	0	0	0	

This report was generated using the Unified Reporting System on 09/10/2018 10:17

**Certified Correct:**

**Approved By:**

*examined*  
**EMILIA S. CANONIZADO**  
 Manager, Accounting Department  
 Date: October 09,2018

*W* **WILMA T. EISMA**  
 Chairman and Administrator  
*me* Date: October 09,2018 *an*

