



Certificate Number: AJA13/16628
ADM-OUT-01-25-2018-0262

January 25, 2018

LORENZO C. DRAPETE

Director- Budget and Management Bureau for Good Governance
Department of Budget and Management
General Solano St., San Miguel, Manila

Dear Director Drapete:


We submit herewith the Budget and Financial Accountability Reports (BFAR) of Subic Bay Metropolitan Authority (SBMA) for the 4th Quarter of 2017.

1. BAR NO.1 – Quarterly Physical Report of Operation
2. FAR NO.1 – Statement of Appropriations, Allotments, Obligations, Disbursements and Balances
3. FAR NO.1-A – Statement of Appropriations, Allotments, Obligations, Disbursements and Balances by Object of Expenditures
4. FAR NO.1-B – List of Allotments and Sub-Allotments
5. FAR NO.2 – Statement of Approved Budget, Utilizations, Disbursements and Balances
6. FAR NO.2-A – Statement of Approved Budget, Utilizations, Disbursements and Balances by Object of Expenditures
7. FAR NO. 3 – Aging of Due and Demandable Obligations
8. FAR NO.4 –Monthly Report of Disbursements for October, November and December 2017
9. FAR NO.5 –Quarterly Report of Revenue and Other Receipts

We hope you find the submission in order, for clarification, please call/ email Ms. Editha L. Marzal at (047) 252- 4459/ elmarzal@sbma.com or Mr. Jerome A. Mascardo at (047) 252-4512/ jamascardo@sbma.com.

Thank you very much.

Very truly yours,


WILMA T. EISMA
Chairperson and Administrator



QUARTERLY PHYSICAL REPORT OF OPERATION
As of December 31, 2017

Department	:	_____
Agency	:	SUBIC BAY METROPOLITAN AUTHORITY
Operating Unit	:	_____
Organization Code (UACS)	:	_____

	Current Year Appropriations
	Supplemental Appropriations
	Continuing Appropriations
	Off-Budget Account


[illegible]


QUARTERLY PHYSICAL REPORT OF OPERATION
As of December 31, 2017


Department :
Agency : SUBIC BAY METROPOLITAN AUTHORITY
Operating Unit :
Organization Code (UACS) :

Current Year Appropriations
Supplemental Appropriations
Continuing Appropriations
Off-Budget Account

Particulars	UACS CODE	Physical Targets					Physical Accomplishments					Variance as of _____	Remarks
		1st Quarter	2nd Quarter	3rd Quarter	4th Quarter	Total	1st Quarter	2nd Quarter	3rd Quarter	4th Quarter	Total		
1	2	3	4	5	6	7=(3+4+5+6)	8	9	10	11	12=(8+9+10+11)	13	14
Part B													
Major Programs/Projects						N/A					N/A		
KRA No. 1 - Anti-Corruption, Transparent, Accountable and Participatory Governance													
Program Budgeting: Education Program													
MPP													
Target 1													
Target 2													
...													
Other Major Programs and Projects													
PAP													
Target 1													
Target 2													
...													
...continue down to the last PAP													
...continue down to the last Program Budgeting													
...continue down to the last KRA													

Prepared By: 
JEROME A. MASCARDO
Division Chief III
Date: January 25, 2018

In coordination with:

EDITHA LIM-MARZAL
Head, Financial Planning and Budget Department
Date: January 25, 2018

Approved by:

ATTY. WILMA T. EISMA
Chairperson and Administrator
Date: January 25, 2018

STATEMENT OF APPROPRIATIONS, ALLOTMENTS, OBLIGATIONS, DISBURSEMENTS AND BALANCES
As of the Quarter Ending December 31, 2017


FAR No. 1


Department: Budgetary Support to Government Corporations
Agency: Subic Bay Metropolitan Authority
Operating Unit: N/A
Organization Code (UACG): 31093000000
Funding Source Code (as shown on OI - Regular Agency Fund
(6 & Fund Cluster): 31100, 35

Authorization: Current Year Appropriations
Report Status: SUBMITTED

Particulars	UACG CODE	Appropriation				Allotments				Current Year Obligations				Current Year Disbursements				Balances					
		Authorized Appropriation	Adjustments (Transfer To/From Realignments)	Adjusted Appropriations	Allotments Received	Adjustments (Withdrawal/ Realignments)	Transfer To	Transfer From	Adjusted Total Allotments	1st Quarter Ending March 31	2nd Quarter Ending June 30	3rd Quarter Ending Sept. 30	4th Quarter Ending Dec. 31	Total	1st Quarter Ending March 31	2nd Quarter Ending June 30	3rd Quarter Ending Sept. 30	4th Quarter Ending Dec. 31	Total	Unreleased Appropriations	Unobligated Allotment	Unpaid Obligations (15-20 + 21-23)	
I. Agency Specific Budget		0		0	0	0	0	0	0	0	0	0	0	0	0	0	0	0	0	0	0	0	
Facility Contributions	01101226																						
Operations	0000030000000000	57,185,000.00		57,185,000.00	57,185,000.00				57,185,000.00					57,185,000.00						57,185,000.00			57,185,000.00
MISD: ECONOMIC DEVELOPMENT	1610030100000000	57,185,000.00		57,185,000.00	57,185,000.00				57,185,000.00					57,185,000.00						57,185,000.00			57,185,000.00
CO	0	0		0	0				0	0	0	0	0	0	0	0	0	0	0	0	0	0	
Subtotal	01101227								57,185,000.00					57,185,000.00						57,185,000.00			57,185,000.00
Support to Operations	0000020000000000	1,596,744,000.00		1,596,744,000.00	1,596,744,000.00				1,596,744,000.00	1,010,713,916.00	197,558,393.00	135,079,766.00	232,187,441.00	1,525,519,516.00	1,010,713,916.00	197,558,393.00	135,079,766.00	232,187,441.00	1,525,519,516.00	1,525,519,516.00	0	21,224,484.00	553,000,000.00
Support to Operations	1610030301000000	1,596,744,000.00		1,596,744,000.00	1,596,744,000.00				1,596,744,000.00	1,010,713,916.00	197,558,393.00	135,079,766.00	232,187,441.00	1,525,519,516.00	1,010,713,916.00	197,558,393.00	135,079,766.00	232,187,441.00	1,525,519,516.00	1,525,519,516.00	0	21,224,484.00	553,000,000.00
MISD	0	0		0	0				0	0	0	0	0	0	0	0	0	0	0	0	0	0	
Operations	0000030000000000	495,815,000.00		495,815,000.00	495,815,000.00				495,815,000.00					495,815,000.00						495,815,000.00			495,815,000.00
MISD: ECONOMIC DEVELOPMENT	1610030301000000	495,815,000.00		495,815,000.00	495,815,000.00				495,815,000.00					495,815,000.00						495,815,000.00			495,815,000.00
MISD	0	0		0	0				0	0	0	0	0	0	0	0	0	0	0	0	0	0	
CO	0	0		0	0				0	0	0	0	0	0	0	0	0	0	0	0	0	0	
Sub-Total, Agency Specific	0	2,149,744,000.00		2,149,744,000.00	2,149,744,000.00				2,149,744,000.00	1,010,713,916.00	197,558,393.00	135,079,766.00	232,187,441.00	2,128,519,516.00	1,010,713,916.00	197,558,393.00	135,079,766.00	232,187,441.00	1,525,519,516.00	1,525,519,516.00	0	21,224,484.00	553,000,000.00
MISD	0	2,092,559,000.00		2,092,559,000.00	2,092,559,000.00				2,092,559,000.00	1,010,713,916.00	197,558,393.00	135,079,766.00	232,187,441.00	2,071,334,516.00	1,010,713,916.00	197,558,393.00	135,079,766.00	232,187,441.00	1,525,519,516.00	1,525,519,516.00	0	21,224,484.00	495,815,000.00
Fin Ex	0	0		0	0				0	0	0	0	0	0	0	0	0	0	0	0	0	0	
CO	0	57,185,000.00		57,185,000.00	57,185,000.00				57,185,000.00					57,185,000.00						57,185,000.00			57,185,000.00
Subtotal	0	0		0	0				0	0	0	0	0	0	0	0	0	0	0	0	0	0	
II. Special Purpose Fund		0		0	0				0	0	0	0	0	0	0	0	0	0	0	0	0	0	
Sub-Total, SPF	0	0		0	0				0	0	0	0	0	0	0	0	0	0	0	0	0	0	
MISD	0	0		0	0				0	0	0	0	0	0	0	0	0	0	0	0	0	0	
Fin Ex	0	0		0	0				0	0	0	0	0	0	0	0	0	0	0	0	0	0	
CO	0	0		0	0				0	0	0	0	0	0	0	0	0	0	0	0	0	0	
GRAND TOTAL		2,149,744,000.00		2,149,744,000.00	2,149,744,000.00				2,149,744,000.00	1,010,713,916.00	197,558,393.00	135,079,766.00	232,187,441.00	2,128,519,516.00	1,010,713,916.00	197,558,393.00	135,079,766.00	232,187,441.00	1,525,519,516.00	1,525,519,516.00	0	21,224,484.00	553,000,000.00
MISD	0	2,092,559,000.00		2,092,559,000.00	2,092,559,000.00				2,092,559,000.00	1,010,713,916.00	197,558,393.00	135,079,766.00	232,187,441.00	2,071,334,516.00	1,010,713,916.00	197,558,393.00	135,079,766.00	232,187,441.00	1,525,519,516.00	1,525,519,516.00	0	21,224,484.00	495,815,000.00
Fin Ex	0	0		0	0				0	0	0	0	0	0	0	0	0	0	0	0	0	0	
CO	0	57,185,000.00		57,185,000.00	57,185,000.00				57,185,000.00					57,185,000.00						57,185,000.00			57,185,000.00

Certified Correct: 
EDITH L. MARZAL
Manager, Financial Planning and Budget Department
Date: January 24, 2018

Certified Correct: 
EMILIA S. CANONIZADO
Manager, Accounting Department
Date: January 24, 2018

Recommended By: 
ANTONIO P. SANDO
Deputy Administrative Officer for Finance
Date: January 24, 2018

Approved By: 
WILMAR T. USAMA
Chief, General and Administrative
Date: January 24, 2018

SUMMARY OF APPROPRIATIONS, ALLOTMENTS, OBLIGATIONS AND BALANCES BY OBJECT OF EXPENDITURES
As of the Quarter Ending December 31, 2017

FAR No. 1-A

Department: Budgetary Support to Government Corporations
Agency: Subic Bay Metropolitan Authority
Operating Unit: N/A
Organization Code (UACS): 350830000000
Fund Cluster: 01 - Regular Agency Fund

Authorization: 01 - Current Year Appropriations
Report Status: SUBMITTED

Particulars	UACS CODE	Appropriation		Allotments						Current Year Obligations					Current Year Disbursements					Balances		Unpaid Obligations	
		Authorized Appropriation	Adjustments (To)/From, Realignment)	Adjusted Appropriations	Allotments Received	Adjustme nts (Withdra wal, Realigne ment)	Transfer To	Transfer From	Adjusted Total Allotments	1st Quarter	2nd Quarter	3rd Quarter	4th Quarter	Total	1st Quarter	2nd Quarter	3rd Quarter	4th Quarter	Total	Unreleased Appropriations	Unobligated Allotment	(15-20) = (23+24)	
										Ending 31-Mar	Ending 43,281.00	Ending Sept. 30	Ending Dec. 31		Ending 31-Mar	Ending 30-Jun	Ending Sept. 30	Ending Dec. 31				Due and Demandable	Not Yet Due and Demandable
1	2	3	4	5=(3+4)	6	7	8	9	10=([6]+[7]+[8]+[9])	11	12.00	13.00	14	15=([11]+[12]+[13]+[14])	16	17	18	19	20=([16]+[17]+[18]+[19])	21=(5-10)	22=(10-15)	23	24
I. Agency Specific Budget																							
Equity Contribution	1101276	57,185,000.00		57,185,000.00	57,185,000.00				57,185,000.00	-	-	-	57,185,000.00	57,185,000.00	-	-	-	-	-	-	0.00	-	57,185,000.00
Capital Outlays		57,185,000.00		57,185,000.00	57,185,000.00				57,185,000.00	-	-	-	57,185,000.00	57,185,000.00	-	-	-	-	-	-	0.00	-	57,185,000.00
Investment Outlay	5060100000	57,185,000.00		57,185,000.00	57,185,000.00				57,185,000.00	-	-	-	57,185,000.00	57,185,000.00	-	-	-	-	-	-	0.00	-	57,185,000.00
Owned and/or Controlled	5060101000	57,185,000.00		57,185,000.00	57,185,000.00				57,185,000.00	-	-	-	57,185,000.00	57,185,000.00	-	-	-	-	-	-	0.00	-	57,185,000.00
Investment in Government-Owned and/or Controlled Corporations	5060101001	57,185,000.00		57,185,000.00	57,185,000.00				57,185,000.00				57,185,000.00	57,185,000.00							0.00	-	57,185,000.00
Subsidies	1101277	2,092,559,000.00	-	2,092,559,000.00	2,092,559,000.00	-	-	-	2,092,559,000.00	1,010,713,916.00	197,558,393.00	135,079,766.00	727,982,441.00	2,071,334,516.00	1,010,713,916.00	197,558,393.00	135,079,766.00	727,982,441.00	2,071,334,516.00	1,010,713,916.00	197,558,393.00	21,224,484.00	495,815,000.00
Maintenance and Other Operating Expenses		2,092,559,000.00		2,092,559,000.00	2,092,559,000.00				2,092,559,000.00	1,010,713,916.00	197,558,393.00	135,079,766.00	727,982,441.00	2,071,334,516.00	1,010,713,916.00	197,558,393.00	135,079,766.00	727,982,441.00	2,071,334,516.00	1,010,713,916.00	197,558,393.00	21,224,484.00	495,815,000.00
Financial Assistance/Subsidy	5021400000	2,092,559,000.00		2,092,559,000.00	2,092,559,000.00				2,092,559,000.00	1,010,713,916.00	197,558,393.00	135,079,766.00	727,982,441.00	2,071,334,516.00	1,010,713,916.00	197,558,393.00	135,079,766.00	727,982,441.00	2,071,334,516.00	1,010,713,916.00	197,558,393.00	21,224,484.00	495,815,000.00
Subsidy Support to Government-Owned and/or Controlled	5021404000	2,092,559,000.00		2,092,559,000.00	2,092,559,000.00				2,092,559,000.00	1,010,713,916.00	197,558,393.00	135,079,766.00	727,982,441.00	2,071,334,516.00	1,010,713,916.00	197,558,393.00	135,079,766.00	727,982,441.00	2,071,334,516.00	1,010,713,916.00	197,558,393.00	21,224,484.00	495,815,000.00
Subsidy Support to Operations of GOCCs	5021404001	2,092,559,000.00		2,092,559,000.00	2,092,559,000.00				2,092,559,000.00	1,010,713,916.00	197,558,393.00	135,079,766.00	727,982,441.00	2,071,334,516.00	1,010,713,916.00	197,558,393.00	135,079,766.00	727,982,441.00	2,071,334,516.00	1,010,713,916.00	197,558,393.00	21,224,484.00	495,815,000.00
Capital Outlays		0.00		-	-				0.00					-							-	0.00	
Investment Outlay	5060100000	0.00		-	-				0.00					-							-	0.00	
Investment in Government-Owned and/or Controlled Corporations	5060101000	0.00		-	-				0.00					-							-	0.00	
Investment in Government-Owned and/or Controlled	5060101001	0.00		-	-				0.00					-							-	0.00	
GRAND TOTAL																							
Grand Total		2,149,744,000.00	0.00	2,149,744,000.00	2,149,744,000.00	0.00	0.00	0.00	2,149,744,000.00	1,010,713,916.00	197,558,393.00	135,079,766.00	785,167,441.00	2,128,519,516.00	1,010,713,916.00	197,558,393.00	135,079,766.00	727,982,441.00	2,071,334,516.00	1,010,713,916.00	197,558,393.00	21,224,484.00	553,000,000.00

Certified Correct:

EDITHA L. MARZAL
Manager, Financial Planning and Budget Department
Date: January 25, 2018

Certified Correct:

EMILIA S. CANONIZADO
Manager, Accounting Department
Date: January 25, 2018

Recommended By:

ANTONIETTA P. SANQUI
Deputy Administrator for Finance
Date: January 25, 2018

Approved By:

WILMA T. EISMA
Chairperson and Administrator
Date: January 25, 2018


LIST OF ALLOTMENTS AND SUB-ALLOTMENTS
As of the Quarter Ending December 31, 2017

FAR No. 1-B

Department: Budgetary Support to Government Corporations
Agency: Subic Bay Metropolitan Authority
Operating Unit: N/A
Organization Code (UACS): 350830000000
Fund Cluster: 01 - Regular Agency Fund

Authorization: 01 - Current Year Appropriations
Report Status: SUBMITTED

No.	Allotments / Sub-Allotments		Funding Source		Allotments					Sub-Allotment to Regions/Operating Units					Total Allotments / Net of Sub-allotments				
	Number	Date	Description	UACS Code	PS	MOOE	CO	FINEX	Total	PS	MOOE	CO	FINEX	Total	PS	MOOE	CO	FINEX	Total
1	2	3	4	5	6	7	8	9	10=(6+7+8+9)	11	12	13	14	15=(11+12+13+14)	16	17	18	19	20=(16+17+18+19)
A. Allotments Received From DBM																			
1	SARO-BMB-C-17-0002229	2/27/2017	Subsidies	1101277		1,010,713,916.00			1,010,713,916.00							1,010,713,916.00			1,010,713,916.00
2	SARO-BMB-C-17-0004982	4/10/2017	Subsidies	1101277		586,030,084.00			586,030,084.00							586,030,084.00			586,030,084.00
3	SARO-BMB-C-17-0007292	5/22/2017	Subsidies	1101277		353,000,000.00			353,000,000.00							353,000,000.00			353,000,000.00
4	SARO-BMB-C-17-0013276	8/25/2017	Subsidies	1101277		142,815,000.00			142,815,000.00							142,815,000.00			142,815,000.00
5	SARO-BMB-C-17-0013277	8/25/2017	Equity Contribution	1101276			57,185,000.00		57,185,000.00								57,185,000.00		57,185,000.00
	Sub-total					2,092,559,000.00	57,185,000.00		2,149,744,000.00							2,092,559,000.00	57,185,000.00		2,149,744,000.00
B. Sub-allotments received from Central Office/Regional Office																			
	Total Allotments					2,092,559,000.00	57,185,000.00		2,149,744,000.00							2,092,559,000.00	57,185,000.00		2,149,744,000.00
Summary by Funding Source Code:																			
			Subsidies	1101277		2,092,559,000.00			2,092,559,000.00							2,092,559,000.00			2,092,559,000.00
			Equity Contribution	1101276			57,185,000.00		57,185,000.00								57,185,000.00		57,185,000.00

Certified Correct:

EDITHA L. MARZAL
Manager, Financial Planning and Budget Department
Date:

SUMMARY OF APPROVED BUDGET, UTILIZATIONS, DISBURSEMENTS AND BALANCES BY OBJECT OF EXPENDITURES
As of the Quarter Ending December 31, 2017

FAR No. 2-A


Department : Budgetary Support to Government Corporations
Agency : Subic Bay Metropolitan Authority
Operating Unit : N/A
Organization Code (UACS) : 350830000000
Fund Cluster : 01 - Regular Agency Fund
Report Status : SUBMITTED

Particulars	UACS CODE	Approved Budget			Budget Utilization					Disbursements					Balances		
		Approved Budgeted Revenue	Adjustments (Additions, Reductions, Realignment)	Adjusted Budgeted Revenue	1st Quarter Ending 31-Mar	2nd Quarter Ending 30-Jun	3rd Quarter Ending Sept. 30	4th Quarter Ending Dec. 31	Total	1st Quarter Ending 31-Mar	2nd Quarter Ending 30-Jun	3rd Quarter Ending Sept. 30	4th Quarter Ending Dec. 31	Total	Unutilized Budget	Unpaid Utilizations	
																Due and Demandable / Accounts Payable	Not Yet Due and Demandable
	2	3	4	5=[3+(-)4]	6	7	8	9	10=(6+7+8+9)	11	12	13	14	15=(11+12+13+14)	16=(5-10)	17	18
I. Agency Specific Budget																	
Maintenance and Other Operating Expenses					1,010,713,916.00	197,558,393.00	135,079,766.00	727,982,441.00	2,071,334,516.00	1,010,713,916.00	197,558,393.00	135,079,766.00	232,167,441.00	1,575,519,516.00	-2,071,334,516.00		495,815,000.00
Financial Assistance/Subsidy	5021400000				1,010,713,916.00	197,558,393.00	135,079,766.00	727,982,441.00	2,071,334,516.00	1,010,713,916.00	197,558,393.00	135,079,766.00	232,167,441.00	1,575,519,516.00	-2,071,334,516.00		495,815,000.00
Budgetary Support to Government-Owned and/or Controlled Corporations	5021404000				1,010,713,916.00	197,558,393.00	135,079,766.00	727,982,441.00	2,071,334,516.00	1,010,713,916.00	197,558,393.00	135,079,766.00	232,167,441.00	1,575,519,516.00	-2,071,334,516.00		495,815,000.00
Subsidy Support to Operations of GOCCs	5021404001				1,010,713,916.00	197,558,393.00	135,079,766.00	727,982,441.00	2,071,334,516.00	1,010,713,916.00	197,558,393.00	135,079,766.00	232,167,441.00	1,575,519,516.00	-2,071,334,516.00		495,815,000.00
Capital Outlays								57,185,000.00	57,185,000.00					0.00	-57,185,000.00		57,185,000.00
Investment Outlay	5060100000							57,185,000.00	57,185,000.00					0.00	-57,185,000.00		57,185,000.00
Investment in Government-Owned and/or Controlled Corporations	5060101000							57,185,000.00	57,185,000.00					0.00	-57,185,000.00		57,185,000.00
Investment in Government-Owned and/or Controlled Corporations	5060101001							57,185,000.00	57,185,000.00					0.00	-57,185,000.00		57,185,000.00
GRAND TOTAL																	
Grand Total					1,010,713,916.00	197,558,393.00	135,079,766.00	785,167,441.00	2,128,519,516.00	1,010,713,916.00	197,558,393.00	135,079,766.00	232,167,441.00	1,575,519,516.00	-2,128,519,516.00	0.00	553,000,000.00


Certified Correct:


EDITH L. MARZAL
Manager, Financial Planning and Budget Department
Date: January 25, 2018


Certified Correct:


EMILIA S. CANONIZADO
Manager, Accounting Department
Date: January 25, 2018

Recommended By:


ANTONIETTA P. SANQUI
Deputy Administrator for Finance
Date: January 25, 2018

Approved By:


WILMA T. EISMA
Chairperson and Administrator
Date: January 25, 2018

AGING OF DUE AND DEMANDABLE OBLIGATIONS
As of December 31, 2017

Department : Budgetary Support to Government Corporations

Agency : Subic Bay Metropolitan Authority

Operating Unit : N/A

Organization Code (UACS) : 350830000000

Report Status : SUBMITTED

(e.g. Fund Cluster: 101,102, 151)

Funding Source Code (as clustered) : 01 - Regular Agency Fund

Name of Creditor	Obligation Request			AGING OF DUE AND DEMANDABLE OBLIGATIONS						Remarks
	Number	Date	Amount	Amount	90 days & below	91 to 180 days	181 to 270 days	271 to 360 days	Beyond 360 days	
1	2	3	4	5	6	7	8	9	10	11
This report was generated using the Unified Reporting System on 25/01/2018 17:05										


Certified Correct:


Certified Correct:


Recommended By:

Approved By:


EDITHA L. MARZAL


EMILIA S. CANONIZADO


ANTONIETTA P. SANQUI


WILMA T. EISMA

Manager, Financial Planning and Budget Department
Date: January 25, 2018

Manager, Accounting Department
Date: January 25, 2018

Deputy Administrator for Finance
Date: January 25, 2018

Chairperson and Administrator
Date: January 25, 2018

MONTHLY REPORT OF DISBURSEMENTS
For the month of October, 2017

FAR No. 4

Department : Budgetary Support to Government Corporations
Agency : Subic Bay Metropolitan Authority
Operating Unit : N/A
Organization Code (UACS) : 350830000000
Funding Source Code (as clustered) : 01 - Regular Agency Fund
Report Status : SUBMITTED


Report Status : SUBMITTED	(e.g. Fund Cluster 101,102, 151)																																		
PARTICULARS	CURRENT YEAR BUDGET					PRIOR YEAR'S BUDGET															Sub-Total					TRUST LIABILITIES					GRAND TOTAL				
	PS	MOOE	FinEx	CO	TOTAL	PRIOR YEAR'S ACCOUNTS PAYABLE					CURRENT YEAR'S ACCOUNTS PAYABLE					Sub-Total					PS	MOOE	CO	TOTAL	PS	MOOE	FinEx	CO	TOTAL	REMARKS					
1	2	3	4	5	6=(2+3+4+5)	7	8	9	10	11=(7+8+9+10)	12	13	14	15	16=(12+13+14+15)	17=(11+16)	18=(6+17)	19	20	21	22=(19+20+21)	23	24	25	26	27=(23+24+25+26)	28								
Notice of Cash Allocation (NCA)	0	0	0	0	0	0	0	0	0	0	0	0	0	0	0	0	0	0	111,349,422.00	0	0	111,349,422.00	0	0	0	0	0								
MDS Checks Issued	0	0	0	0	0	0	0	0	0	0	0	0	0	0	0	0	0	0	0	0	0	0	0	0	0	0	0								
Advice to Debit Account	0	0	0	0	0	0	0	0	0	0	0	0	0	0	0	0	0	0	0	0	0	0	0	0	0	0	0								
Notice of Transfer of Allocation (NTA)	0	0	0	0	0	0	0	0	0	0	0	0	0	0	0	0	0	0	0	0	0	0	0	0	0	0	0								
MDS Checks Issued	0	0	0	0	0	0	0	0	0	0	0	0	0	0	0	0	0	0	0	0	0	0	0	0	0	0	0								
Advice to Debit Account	0	0	0	0	0	0	0	0	0	0	0	0	0	0	0	0	0	0	0	0	0	0	0	0	0	0	0								
Working Fund (NCA issued to BTr)	0	0	0	0	0	0	0	0	0	0	0	0	0	0	0	0	0	0	0	0	0	0	0	0	0	0	0								
Tax Remittance Advances Issued (TRA)	0	0	0	0	0	0	0	0	0	0	0	0	0	0	0	0	0	0	0	0	0	0	0	0	0	0	0								
Cash Disbursement Ceiling (CDC)	0	0	0	0	0	0	0	0	0	0	0	0	0	0	0	0	0	0	0	0	0	0	0	0	0	0	0								
Non-Cash Availment Authority (NCAA)	0	0	0	0	0	0	0	0	0	0	0	0	0	0	0	0	0	0	0	0	0	0	0	0	0	0	0								
Others (CDT, BTr Docs Stamp, etc.)	0	0	0	0	0	0	0	0	0	0	0	0	0	0	0	0	0	0	0	0	0	0	0	0	0	0	0								

Summary


PARTICULARS	PREVIOUS REPORT	CURRENT MONTH	AS OF DATE
(1)	(2)	(3)	(4)
Total Disbursement Authorities Received			
NCA	0	111,349,422.00	0
Working Fund	0	0	0
TRA	0	0	0
CDC	0	0	0
NCAA	0	0	0
Others (CDT, BTr Docs Stamp, etc.)	0	0	0
Less: Notice of Transfer Allocations (NTA)' issued	0	0	0
Total Disbursements Authorities Available	0	0	0
Less:			
Lapsed NCA	0	0	0
Disbursements	0	0	0
Balance of Disbursements Authorities as of to date	0	0	0
Total Disbursements Program	0	0	0
Less: * Actual Disbursements	0	0	0
(Over)/Under spending	0	0	0

This report was generated using the Unified Reporting System on 25/01/2018 17:44

Certified Correct:


EMILIA S. CANONIZADO
Manager, Accounting Department
Date: January 25, 2018

Approved By:


WILMAR T. CISMA
Chairperson and Administrator
Date: January 25, 2018

MONTHLY REPORT OF DISBURSEMENTS
For the month of November, 2017

FAR No. 4


Department : Budgetary Support to Government Corporations
Agency : Subic Bay Metropolitan Authority
Operating Unit : N/A
Organization Code (UACS) : 350830000000
Funding Source Code (as clustered) : 01 - Regular Agency Fund
Report Status : SUBMITTED

Report Status : SUBMITTED		(e.g. Fund Cluster: 101,102,151)																																	
PARTICULARS		CURRENT YEAR BUDGET										PRIOR YEAR'S BUDGET										Sub-Total		TRUST LIABILITIES				GRAND TOTAL							
1	PS 2	MOOE 3	FinEx 4	CO 5	TOTAL 6=(2+3+4+5)	PS 7	MOOE 8	FinEx 9	CO 10	Sub-Total 11=(7+8+9+10)	PS 12	MOOE 13	FinEx 14	CO 15	Sub-Total 16=(12+13+14+15)	TOTAL 17=(11+16)	18=(6+17)	PS 19	MOOE 20	CO 21	TOTAL 22=(19+20+21)	PS 23	MOOE 24	FinEx 25	CO 26	TOTAL 27=(23+24+25+26)	REMARKS 28								
Notice of Cash Allocation (NCA)	0	-	0	0	0	0	0	0	0	0	0	0	0	0	0	0	0	0	120,818,019.00	0	0	120,818,019.00	0	0	0	0	0								
MDS Checks Issued	0	0	0	0	0	0	0	0	0	0	0	0	0	0	0	0	0	0	0	0	0	0	0	0	0	0	0								
Advice to Debit Account	0	0	0	0	0	0	0	0	0	0	0	0	0	0	0	0	0	0	0	0	0	0	0	0	0	0	0								
Notice of Transfer of Allocation (NTA)	0	0	0	0	0	0	0	0	0	0	0	0	0	0	0	0	0	0	0	0	0	0	0	0	0	0	0								
MDS Checks Issued	0	0	0	0	0	0	0	0	0	0	0	0	0	0	0	0	0	0	0	0	0	0	0	0	0	0	0								
Advice to Debit Account	0	0	0	0	0	0	0	0	0	0	0	0	0	0	0	0	0	0	0	0	0	0	0	0	0	0	0								
Working Fund (NCA issued to BTr)	0	0	0	0	0	0	0	0	0	0	0	0	0	0	0	0	0	0	0	0	0	0	0	0	0	0	0								
Tax Remittance Advices Issued (TRA)	0	0	0	0	0	0	0	0	0	0	0	0	0	0	0	0	0	0	0	0	0	0	0	0	0	0	0								
Cash Disbursement Ceiling (CDO)	0	0	0	0	0	0	0	0	0	0	0	0	0	0	0	0	0	0	0	0	0	0	0	0	0	0	0								
Non-Cash Availment Authority (NCAA)	0	0	0	0	0	0	0	0	0	0	0	0	0	0	0	0	0	0	0	0	0	0	0	0	0	0	0								
Others (CDT, BTr Docs Stamp, etc.)	0	0	0	0	0	0	0	0	0	0	0	0	0	0	0	0	0	0	0	0	0	0	0	0	0	0	0								


Summary			
PARTICULARS	PREVIOUS REPORT	CURRENT MONTH	AS OF DATE
(1)	(2)	(3)	(4)
Total Disbursement Authorities Received			
NCA	111,349,422.00	120,818,019.00	0
Working Fund	0	0	0
TRA	0	0	0
CDC	0	0	0
NCAA	0	0	0
Others (CDT, BTr Docs Stamp, etc.)	0	0	0
Less: Notice of Transfer Allocations (NTA)* issued	0	0	0
Total Disbursements Authorities Available	0	0	0
Less:			
Lapsed NCA Disbursements	0	0	0
Balance of Disbursements Authorities as of to date	0	0	0
Total Disbursements Program	0	0	0
Less: * Actual Disbursements	0	0	0
(Over)/Under spending-	0	0	0

This report was generated using the Unified Reporting System on 25/01/2018 17:44

Certified Correct:


EMILIA S. CANONIZADO
Manager, Accounting Department
Date: January 25, 2018

Approved By:


WILMA T. ELSMA
Chairperson and Administrator
Date: January 25, 2018

MONTHLY REPORT OF DISBURSEMENTS
For the month of December, 2017

FAR No. 4

Department - Budgetary Support to Government Corporations
Agency - Subic Bay Metropolitan Authority
Operating Unit - N/A
Organization Code (UACS) - 350830000000
Funding Source Code (as clustered) - 01 - Regular Agency Fund
Report Status - SUBMITTED

Report Status: SUBMITTED	(e.g. Fund Cluster: 101,102, 151)																															
PARTICULARS	CURRENT YEAR BUDGET										PRIOR YEAR'S BUDGET										Sub-Total	TRUST LIABILITIES						GRAND TOTAL				
	PS	MOOE	FinEx	CO	TOTAL 6=(2+3+4+5)	PRIOR YEAR'S ACCOUNTS PAYABLE					Sub-Total	PS	MOOE	FinEx	CO	Sub-Total	TOTAL 17=(11+16)	PS	MOOE	CO		TOTAL 22=(19+20+21)	PS	MOOE	FinEx	CO	TOTAL 27=(23+24+25+26)	REMARKS				
						7	8	9	10	11=(7+8+9+10)																			12	13	14	15
1	2	3	4	5																						28						
Notice of Cash Allocation (NCA)	0		0	0	0	0	0	0	0	0	0	0	0	0	0	0	0	0	0	0	553,000,000.00	0	553,000,000.00	0	553,000,000.00	0						
MDS Checks Issued	0		0	0	0	0	0	0	0	0	0	0	0	0	0	0	0	0	0	0	0	0	0	0	0	0						
Advice to Debit Account	0		0	0	0	0	0	0	0	0	0	0	0	0	0	0	0	0	0	0	0	0	0	0	0	0						
Notice of Transfer of Allocation (NTA)	0		0	0	0	0	0	0	0	0	0	0	0	0	0	0	0	0	0	0	0	0	0	0	0	0						
MDS Checks Issued	0		0	0	0	0	0	0	0	0	0	0	0	0	0	0	0	0	0	0	0	0	0	0	0	0						
Advice to Debit Account	0		0	0	0	0	0	0	0	0	0	0	0	0	0	0	0	0	0	0	0	0	0	0	0	0						
Working Fund (NCA issued to BTr)	0		0	0	0	0	0	0	0	0	0	0	0	0	0	0	0	0	0	0	0	0	0	0	0	0						
Tax Remittance Advices Issued (TRA)	0		0	0	0	0	0	0	0	0	0	0	0	0	0	0	0	0	0	0	0	0	0	0	0	0						
Cash Disbursement Ceiling (CDC)	0		0	0	0	0	0	0	0	0	0	0	0	0	0	0	0	0	0	0	0	0	0	0	0	0						
Non-Cash Availment Authority (NCAA)	0		0	0	0	0	0	0	0	0	0	0	0	0	0	0	0	0	0	0	0	0	0	0	0	0						
Others (CDT, BTr Docs Stamp, etc.)	0		0	0	0	0	0	0	0	0	0	0	0	0	0	0	0	0	0	0	0	0	0	0	0	0						

Summary

PARTICULARS	PREVIOUS REPORT	CURRENT MONTH	AS OF DATE
(1)	(2)	(3)	(4)
Total Disbursement Authorities Received			
NCA	120,818,019.00	553,000,000.00	0
Working Fund	0	0	0
TRA	0	0	0
CDC	0	0	0
NCAA	0	0	0
Others (CDT, BTr Docs Stamp, etc.)	0	0	0
Less: Notice of Transfer Allocations (NTA)* Issued	0	0	0
Total Disbursements Authorities Available	0	0	0
Less:			
Lapsed NCA	0	0	0
Disbursements	0	0	0
Balance of Disbursements Authorities as of to date	0	0	0
Total Disbursements Program	0	0	0
Less: * Actual Disbursements	0	0	0
(Over)/Under spending	0	0	0

This report was generated using the Unified Reporting System on 25/01/2018 17:44

Certified Correct:

EMILIA S. CANONIZADO
Manager, Accounting Department
Date: January 25, 2018

Approved by:

WILMA T. ESMA
Chairperson and Administrator
Date: January 25, 2018

QUARTERLY REPORT OF REVENUE AND OTHER RECEIPTS
As of the Quarter Ending December 31, 2017
(In Pesos)


Agency: Subic Bay Metropolitan Authority
Report Status: SUBMITTED


Department: Budgetary Support to Government Corporations
Operating Unit: N/A

CLASSIFICATION / SOURCES OF REVENUE AND OTHER RECEIPTS	UACS CODE	REVENUE	ACTUAL REVENUE AND OTHER RECEIPTS COLLECTIONS					CUMULATIVE REMITTANCE /DEPOSITS TO DATE			VARIANCE		REMARKS
		TARGET (Annual)	1st Quarter	2nd Quarter	3rd Quarter	4th Quarter	TOTAL	Remittance to BTR	Deposited with AGDB	Total	Amount	%	
1	2	3	4	5	6	7	8=(4+5+6+7)	9	10	11=(9+10)	12=(8-3)	13=(12/3)	14
General Fund (formerly Fund 101)	0	0	0	0	0	0	0	0	0	0	0	0	0
Special Account in the General Fund (formerly Fund 105, 183, 401, 151-159)	0	0	0	0	0	0	0	0	0	0	0	0	0
Off-Budget Accounts (formerly Fund 161 to 164, etc.)	0	0	0	0	0	0	0	0	0	0	0	0	0
Custodial Funds (formerly Fund 101-184, 187)	0	0	0	0	0	0	0	0	0	0	0	0	0
TOTAL	0	0	0	0	0	0	0	0	0	0	0	0	0

This report was generated using the Unified Reporting System on 25/01/2018 18:28

Certified Correct:


EMILIA S. CANONIZADO
Manager, Accounting Department
Date: January 25, 2018

Approved By:

WILMA T. EISMA
Chairperson and Administrator
Date: January 25, 2018 