

20 October 2023

Ms. AMENAH F. PANGANDAMAN
Secretary
Department of Budget and Management
3/F, Boncodin Hall, General Solano St., San Miguel, Manila

Attention : ELENA REGINA S. BRILLANTES
Director- Budget and Management Bureau (BMB-C)

Dear Secretary Pangandaman:

In reference to the Commission on Audit (COA) and Department of Budget and Management, Joint Circular No. 2019-1 dated January 01, 2019, wherein, an Updated Guidelines relative to the submission of Budget and Financial Accountability Reports (BFARs) was issued starting FY 2019, we submit herewith the following FY2023 Third (3rd) Quarter Budget and Financial Accountability Reports (BFAR) of Subic Bay Metropolitan Authority (SBMA) due 30 days after the end of each quarter:

Current Appropriation:

1. BAR NO.1 – Quarterly Physical Report of Operation
2. FAR NO.1 – Statement of Appropriations, Allotments, Obligations, Disbursements and Balances
3. FAR NO.1-A – Statement of Appropriations, Allotments, Obligations, Disbursements and Balances by Object of Expenditures
4. FAR NO.1-B – List of Allotments and Sub-Allotments
5. FAR NO.1-C – Statement of Obligations, Disbursements, Liquidations and Balances for Inter-Agency Fund Transfers
6. FAR NO.2 – Statement of Approved Budget, Utilizations, Disbursements and Balances
7. FAR NO.2-A – Statement of Approved Budget, Utilizations, Disbursements and Balances by Object of Expenditures
8. FAR NO.5 – Quarterly Report of Revenue and Other Receipts
9. FAR NO.6 –Statement of Approved Budget, Utilization, Disbursements and Balances for Trust Receipts

Continuing Appropriation:


1. FAR NO.1 – Statement of Appropriations, Allotments, Obligations, Disbursements and Balances

2. FAR NO.1-A – Statement of Appropriations, Allotments, Obligations, Disbursements and Balances by Object of Expenditures

We hope you find the submission in order. Should you need further information or clarification, please feel free to call/email Ms. Editha L. Marzal at (047) 252- 4459/ elmarzal@sbma.com or Mr. Jerome A. Mascardo at (047) 252-4605/ jamascardo@sbma.com.

Thank you very much.


Very truly yours,



JONATHAN D. TAN *all*
Chairman and Administrator *en*
JK *OPW*

QUARTERLY PHYSICAL REPORT OF OPERATION As of September 30, 2023

Department : Budgetary Support to Government Corporations
Agency/Entity : Subic Bay Metropolitan Authority
Operating Unit : < not applicable >
Organization Code (UACS) : 35 083 0000000

Particulars	UACS CODE	Physical Target (Budget Year)					Physical Accomplishment (Budget Year)					Variance as of September 30, 2023	Remarks
		1st Quarter	2nd Quarter	3rd Quarter	4th Quarter	Total	1st Quarter	2nd Quarter	3rd Quarter	4th Quarter	Total		
1	2	3	4	5	6	7	8	9	10	11	12	13	14
ECOZONE DEVELOPMENT PROGRAM	3101000000000000												
OO - Business located and operating within the economic zone													
Increased													
Outcome Indicators													
1. Number of generated employment		137800	750	701	750	140,001	152,127	1993	713		154,833	15,582	cumulative-only the difference was encoded per qtr
Output Indicators													
1. Amount of income from operations		853,749,642.53	860,869,208.52	897,147,629.33	942,227,064.40	P3,553,933,545	926,329,229.78	1,118,838.48	1,068,842,049.76		3,104,009,763.80	492,243,283.42	
2. Number of projects started			4	2		6	4	1	1		6	0	on going procurement
3. Percentage of projects implemented in accordance with the contract				15%	25%	40%	0%	0%	5.66%		5.66%	-9.34%	on going procurement

Prepared By:

VICENTE A. EVIDENTE, JR.
 MANAGER, PLANNING AND DEVELOPMENT OFFICE
 Date: October 21, 2023 01:36 PM

In coordination with:

ANTONIETTA P. SANQUI
 DEPUTY ADMINISTRATOR FOR FINANCE
 Date: October 21, 2023 01:38 PM

Approved By:

JONATHAN D. TAN
 CHAIRMAN AND ADMINISTRATOR
 Date: October 21, 2023 01:44 PM

STATEMENT OF APPROPRIATIONS, ALLOTMENTS, OBLIGATIONS, DISBURSEMENTS AND BALANCES
As at the Quarter Ending September 30, 2023

Department : Budgetary Support to Government Corporations
Agency/Entity : Subic Bay Metropolitan Authority
Operating Unit : < not applicable >
Organization Code (UACS) : 35 023 0000000
Fund Cluster : 01 - Regular Agency Fund

X Current Year Appropriations
Supplemental Appropriations
Continuing Appropriations

(e.g. UACS Fund Cluster: 01-Regular Agency Fund, 02-Foreign Assisted Projects Fund, 03-Special Account-Locally Funded/Domestic Grants Fund, and 04-Special Account-Foreign Assisted/Foreign Grants Fund)

Table with columns: Particulars, UACS CODE, Appropriations (Authorized, Adjusted), Allotments (Received, Adjustments), Current Year Obligations (Quarterly, Total), Current Year Disbursements (Quarterly, Total), Balances (Unreleased, Unobligated, Unpaid Obligations).

Certified Correct
EDITHA L. MARCEL
MANAGER, FINANCIAL PLANNING AND BUDGET DEPARTMENT
Date: October 21, 2023 02:07 PM

Certified Correct
DENISE ROSE VICENTE
MANAGER, ACCOUNTING DEPARTMENT
Date: October 21, 2023 02:07 PM

Recommended Approval By:
JANETTE P. SANGAY
DEPUTY ADMINISTRATOR FOR FINANCE
Date: October 21, 2023 1:18 PM

Approved By:
[Signature]
CHAIRMAN AND ADMINISTRATOR
Date: October 21, 2023 02:21 PM

SUMMARY OF APPROPRIATIONS, ALLOTMENTS, OBLIGATIONS, DISBURSEMENTS AND BALANCES BY OBJECT OF EXPENDITURES
As at the Quarter Ending September 30, 2023

Department : Budgetary Support to Government Corporations
 Agency/Entity : Subic Bay Metropolitan Authority
 Operating Unit : < not applicable >
 Organization Code (UACS) : 35 083 000000
 Fund Cluster : 01 - Regular Agency Fund

X	Current Year Appropriations
	Supplemental Appropriations
	Continuing Appropriations

(e.g. UACS Fund Cluster: 01-Regular Agency Fund, 02-Foreign Assisted Projects Fund, 03-Special Account-Locally Funded/Domestic Grants Fund, and 04-Special Account-Foreign Assisted/Foreign Grants Fund)

Particulars	UACS CODE	Appropriations					Allotments		Obligations				Total	Disbursements				Total	Balances		Unpaid Obligations			
		Authorized Appropriations	Transfer (From, Modifications/ Augmentations)	Adjusted Appropriations	Adjustments (Reductions, Modifications/ Augmentations)	Transfer To	Transfer From	Adjusted Allotments	1st Quarter Ending March 31	2nd Quarter Ending June 30	3rd Quarter Ending September 30	4th Quarter Ending December 31		1st Quarter Ending March 31	2nd Quarter Ending June 30	3rd Quarter Ending September 30	4th Quarter Ending December 31		Unreleased Appropriations	Unobligated Allotments	Due and Demandable	Not Yet Due and Demandable		
1	2	3	4	5=(3+4)	6	7	8	9	10=(8+(-)7+6)	11	12	13	14	15=(11+12+13+14)	16	17	18	19	20=(16+17+18+19)	21=(5-16)	22=(10-18)	23	24	
SUMMARY		692,894,000.00	0.00	692,894,000.00	692,894,000.00	0.00	0.00	0.00	692,894,000.00	61,500,000.00	65,489,899.00	131,222,229.06	0.00	298,192,219.06	0.00	0.00	0.00	0.00	0.00	0.00	0.00	334,791,799.94	0.00	298,192,219.06
A AGENCY SPECIFIC BUDGET		692,894,000.00	0.00	692,894,000.00	692,894,000.00	0.00	0.00	0.00	692,894,000.00	61,500,000.00	65,489,899.00	131,222,229.06	0.00	298,192,219.06	0.00	0.00	0.00	0.00	0.00	0.00	0.00	334,791,799.94	0.00	298,192,219.06
Maintenance and Other Operating Expenses		692,894,000.00	0.00	692,894,000.00	692,894,000.00	0.00	0.00	0.00	692,894,000.00	61,500,000.00	65,489,899.00	131,222,229.06	0.00	298,192,219.06	0.00	0.00	0.00	0.00	0.00	0.00	0.00	334,791,799.94	0.00	298,192,219.06
Financial Assistance/Subsidy		692,894,000.00	0.00	692,894,000.00	692,894,000.00	0.00	0.00	0.00	692,894,000.00	61,500,000.00	65,489,899.00	131,222,229.06	0.00	298,192,219.06	0.00	0.00	0.00	0.00	0.00	0.00	0.00	334,791,799.94	0.00	298,192,219.06
Budgetary Support to Government-Owned and/or	5021404000	592,894,000.00	0.00	592,894,000.00	592,894,000.00	0.00	0.00	0.00	592,894,000.00	61,500,000.00	65,489,899.00	131,222,229.06	0.00	298,192,219.06	0.00	0.00	0.00	0.00	0.00	0.00	0.00	334,791,799.94	0.00	298,192,219.06
Road Networks	5021404002	110,000,000.00	0.00	110,000,000.00	110,000,000.00	0.00	0.00	0.00	110,000,000.00	16,500,000.00	24,750,000.00	24,750,000.00	0.00	88,000,000.00	0.00	0.00	0.00	0.00	0.00	0.00	0.00	44,000,000.00	0.00	68,000,000.00
Other Infrastructure Assets	5021404009	482,894,000.00	0.00	482,894,000.00	482,894,000.00	0.00	0.00	0.00	482,894,000.00	45,000,000.00	40,739,899.00	106,472,229.06	0.00	192,192,219.06	0.00	0.00	0.00	0.00	0.00	0.00	0.00	290,791,799.94	0.00	192,192,219.06
GRAND TOTAL		692,894,000.00	0.00	692,894,000.00	692,894,000.00	0.00	0.00	0.00	692,894,000.00	61,500,000.00	65,489,899.00	131,222,229.06	0.00	298,192,219.06	0.00	0.00	0.00	0.00	0.00	0.00	0.00	334,791,799.94	0.00	298,192,219.06

Certified Correct:

 MANNER, FINANCIAL PLANNING AND BUDGET DEPT
 Date: October 21, 2023 02:41 PM

Certified Correct:

 GENE R. VICENTE
 MANAGER, ACCOUNTING DEPARTMENT
 Date: October 21, 2023 02:41 PM

Responsible Approval By:

 JONATHAN D. TAN
 DEPUTY ADMINISTRATOR FOR FINANCE
 Date: October 21, 2023 02:40 PM

Approved By:

 JONATHAN D. TAN
 CHAIRMAN AND ADMINISTRATOR
 Date: October 21, 2023 02:50 PM

List of Allotments and Sub-Allotments
As at the Quarter Ending September 30, 2023

Department : Budgetary Support to Government Corporations
 Agency/Entity : Subic Bay Metropolitan Authority
 Operating Unit : < not applicable >
 Organization Code (UACS) : 35 083 0000000
 Fund Cluster : 01 - Regular Agency Fund


X	Current Year Appropriations
	Supplemental Appropriations
	Continuing Appropriations

(e.g. UACS Fund Cluster: 01-Regular Agency Fund, 02-Foreign Assisted Projects Fund, 03-Special Account-Locally Funded/Domestic Grants Fund, and 04-Special Account-Foreign Assisted/Foreign Grants Fund)

No.	Allotments/Sub-Allotments Reference		Funding Source		Allotments/Sub-Allotments received from CO/ROs/OU					Sub-Allotments to ROs/OU					Total Allotments/Net of Sub-allotments					
	Number	Date	Description	UACS CODE	PS	MOOE	FinEx	CO	Sub-Total	PS	MOOE	FinEx	CO	Total	PS	MOOE	FinEx	CO	Total	
1	2	3	4	5	6	7	8	9	10=(6+7+8+9)	11	12	13	14	15=(11+12+13+14)	16=(6+11)	17=(7+12)	18=(8+13)	19=(9+14)	20=(10+17+18+19)	
A. Allotments received from DBM																				
1	SARO-BMB-C-23-0019883	2023-03-02	Subsidies	101277	0.00	172,000,000.00	0.00	0.00	172,000,000.00	0.00	0.00	0.00	0.00	0.00	0.00	172,000,000.00	0.00	0.00	0.00	172,000,000.00
2	SARO-BMB-C-23-0018504	2023-05-03	Subsidies	101277	0.00	350,301,631.00	0.00	0.00	350,301,631.00	0.00	0.00	0.00	0.00	0.00	0.00	350,301,631.00	0.00	0.00	0.00	350,301,631.00
3	SARO-BMB-C-23-0023933	2023-09-27	Subsidies	101277	0.00	70,592,369.00	0.00	0.00	70,592,369.00	0.00	0.00	0.00	0.00	0.00	0.00	70,592,369.00	0.00	0.00	0.00	70,592,369.00
Sub-Total					0.00	592,894,000.00	0.00	0.00	592,894,000.00	0.00	0.00	0.00	0.00	0.00	0.00	592,894,000.00	0.00	0.00	0.00	592,894,000.00
Total Allotments					0.00	662,064,000.00	0.00	0.00	662,064,000.00	0.00	0.00	0.00	0.00	0.00	0.00	662,064,000.00	0.00	0.00	0.00	662,064,000.00
Summary by Funding Source Code:																				
Subsidies				101277	0.00	592,894,000.00	0.00	0.00	592,894,000.00	0.00	0.00	0.00	0.00	0.00	0.00	592,894,000.00	0.00	0.00	0.00	592,894,000.00

Certified Correct:

 MITHA L. MARZAN
 MANAGER, FINANCIAL PLANNING AND BUDGET DEPARTMENT
 Date: October 21, 2023 02:59 PM

Certified Correct:

 GENIE ROSE Y. VICENTE
 MANAGER, ACCOUNTING DEPARTMENT
 Date: October 21, 2023 02:58 PM

Recommending Approval By:

 ANTONIO P. SANCIO
 DEPUTY ADMINISTRATOR FOR FINANCE
 Date: October 21, 2023 03:04 PM

Approved By:

 JONATHAN D. TAN
 CHAIRMAN AND ADMINISTRATOR
 Date: October 21, 2023 03:05 PM

STATEMENT OF OBLIGATIONS, DISBURSEMENTS, LIQUIDATIONS AND BALANCES for INTER-AGENCY FUND TRANSFERS
(for Source Agency use only)
As at the Quarter Ending September 30, 2023

Department : Budgetary Support to Government Corporations
 Agency/Entity : Subic Bay Metropolitan Authority
 Operating Unit : < not applicable >
 Organization Code (UACS) : 35 083 0000000
 Fund Cluster : 01 - Regular Agency Fund
 (e.g. UACS Fund Cluster: 05-Internally Generated Funds and 06-Business Related Funds)

Particulars	Obligation Request and Status		Obligations					Disbursements (Funds Transferred To)					Liquidations				Unpaid Obligations	Unliquidated Fund Transfers	
	Number	Date	1st Quarter Ending March 31	2nd Quarter Ending June 30	3rd Quarter Ending September 30	4th Quarter Ending December 31	Total	1st Quarter Ending March 31	2nd Quarter Ending June 30	3rd Quarter Ending September 30	4th Quarter Ending December 31	Total	1st Quarter Ending March 31	2nd Quarter Ending June 30	3rd Quarter Ending September 30	4th Quarter Ending December 31			Total
†	2	3	4	5	6	7	8=(4+5+6+7)	9	10	11	12	13=(9+10+11+12)	14	15	16	17	18=(14+15+16+17)	19=(8-13)	20=(13-18)
N/A	N/A	N/A	N/A	N/A	N/A	N/A	N/A	N/A	N/A	N/A	N/A	N/A	N/A	N/A	N/A	N/A	N/A	N/A	N/A

Ceasing Correct:

 MANAGER, FINANCE, PLANNING AND BUDGET DEPARTMENT
 Date: October 21, 2023 02:13 PM

Certified Correct:

 DENNIS RODOLFO VICENTE
 MANAGER, ACCOUNTING DEPARTMENT
 Date: October 21, 2023 08:15 PM

Recommended/Approved by:

 ANTONIO M. MANALO
 DEPUTY SECRETARY FOR FINANCE
 Date:


Approved by:


 JEREMIAH D. TAN
 CHAIRMAN AND ADMINISTRATOR
 Date:



STATEMENT OF APPROVED BUDGET, UTILIZATIONS, DISBURSEMENTS AND BALANCES
 (For Off-Budgetary Funds)
 As at the Quarter Ending September 30, 2023



Department : Budgetary Support to Government Corporations
 Agency/Entity : Subic Bay Metropolitan Authority
 Operating Unit : < not applicable >
 Organization Code (UACS) : 35 083 0000000
 Fund Cluster : 05 - Internally Generated Funds
 (e.g. UACS Fund Cluster: 05-Internally Generated Funds and 06-Business Related Funds)

Particulars	UACS CODE	Approved Budget			Utilizations					Disbursements				Balances				
		Approved Budgeted Revenue	Adjustments (Reductions, Modifications/ Augmentations)	Adjusted Budgeted Revenue	1st Quarter Ending March 31	2nd Quarter Ending June 30	3rd Quarter Ending September 30	4th Quarter Ending December 31	Total	1st Quarter Ending March 31	2nd Quarter Ending June 30	3rd Quarter Ending September 30	4th Quarter Ending December 31	Total	Unutilized Budget	Unpaid Obligations (10-15)=(17+18)		
																Due and Demandable	Not Yet Due and Demandable	
1	2	3	4	5=(3+4)	6	7	8	9	10=(6+7+8+9)	11	12	13	14	15=(11+12+13+14)	16=(5-10)	17	18	
GRAND TOTAL																		
PS																		
MOOE	N/A	N/A	N/A	N/A	N/A	N/A	N/A	N/A	N/A	N/A	N/A	N/A	N/A	N/A	N/A	N/A	N/A	N/A
FinEx (if Applicable)																		
CO																		

Certified Correct:

 EDITHA L. MARZAL
 Manager, Financial Planning and Budget Department
 Date: 2023-10-21 15:23 PM

Certified Correct:

 GENIE ROSE V. VICENTE
 Manager, Accounting Department
 Date: 2023-10-21 15:26 PM

Recommending Approval By:

 ANTONIETTA P. SANQUI
 Deputy Administrator for Finance
 Date: 2023-10-21 15:29 PM

Approved By:

 JONATHAN D. TAN
 Chairman and Administrator

 Date: 2023-10-21 15:32 PM


SUMMARY OF APPROVED BUDGET, UTILIZATIONS, DISBURSEMENTS AND BALANCES BY OBJECT OF EXPENDITURES


(For Off-Budgetary Funds)


As at the Quarter Ending September 30, 2023


Department : Budgetary Support to Government Corporations
 Agency/Entity : Subic Bay Metropolitan Authority
 Operating Unit : < not applicable >
 Organization Code (UACS) : 35 083 0000000
 Fund Cluster : 05 - Internally Generated Funds
 (e.g. UACS Fund Cluster: 05-Internally Generated Funds and 06-Business Related Funds)

Particulars	UACS CODE	Approved Budget			Utilizations					Disbursements					Balances		
		Approved Budgeted Revenue	Adjustments (Reductions, Modifications/ Augmentations)	Adjusted Budgeted Revenue	1st Quarter Ending March 31	2nd Quarter Ending June 30	3rd Quarter Ending September 30	4th Quarter Ending December 31	Total	1st Quarter Ending March 31	2nd Quarter Ending June 30	3rd Quarter Ending September 30	4th Quarter Ending December 31	Total	Unused Budget	Unpaid Obligations (10-15)=(17+18)	
																Due and Demandable	Net Yet Due and Demandable
1	2	3	4	5=(3+(-4))	6	7	8	9	10=(8+7+8+9)	11	12	13	14	15=(11+12+13+14)	16=(5-10)	17	18
N/A	N/A	N/A	N/A	N/A	N/A	N/A	N/A	N/A	N/A	N/A	N/A	N/A	N/A	N/A	N/A	N/A	N/A

Certified Correct:

 EDITHA L. MARZAL
 Manager, Financial Planning and Budget Department
 Date: 10/21/2023 15:40PM

Certified Correct:

 GENIE ROSE V. VICENTE
 Manager, Accounting Department
 Date: 10/21/2023 15:43PM

Recommending Approval By:

 ANTONIETTA P. SANQUI
 Deputy Administrator for Finance
 Date: 10/21/2023 15:46PM

Approved By:

 JONATHAN D. TAN
 Chairman and Administrator
 Date: 10/21/2023 15:48PM

QUARTERLY REPORT OF REVENUE AND OTHER RECEIPTS
As at the Quarter Ending September 30, 2023

Department : Budgetary Support to Government Corporations
 Agency/Entity : Subic Bay Metropolitan Authority
 Operating Unit : < not applicable >
 Organization Code (UACS) : 35 083 0000000
 Fund Cluster : 01 - Regular Agency Fund

Classification/Sources of Revenue and Other Receipts	UACS CODE	REVENUE TARGET (Annual) per BESF	Actual Revenue and Other Receipts Collections					Cumulative Remittance/Deposits to Date			Variance		Remarks	
			1st Quarter Ending March 31	2nd Quarter Ending June 30	3rd Quarter Ending September 30	4th Quarter Ending December 31	Total	Remittance to BTr	Deposited with AGDB	Total	Amount	%		
1	2	3	4	5	6	7	8=(4+5+6+7)	9	10	11=(9+10)	12=(8-3)	13=(12/9)	14	
N/A	N/A	N/A	N/A	N/A	N/A	N/A	N/A	N/A	N/A	N/A	N/A	N/A	N/A	N/A

Certified Correct:


 EDITHA L. MARZAL

Manager, Financial Planning and Budget Department


Date: 10/21/2023 15:54PM

Certified Correct:


 GENIE ROSE V. VICENTE
 Manager, Accounting Department


Date: 10/21/2023 15:57PM

Recommending Approval:


 ANTONIETTA P. SANQUI
 Deputy Administrator for Finance

Date: 10/21/2023 18:00PM

Approved By:


 JONATHAN D. TAN
 Chairman and Administrator

Date: 10/21/2023 16:04PM

STATEMENT OF APPROVED BUDGET, UTILIZATIONS, DISBURSEMENTS AND BALANCES FOR TRUST RECEIPTS

(for Implementing Agency use only)

As at the Quarter Ending September 30, 2023

Department : Budgetary Support to Government Corporations
 Agency/Entity : Subic Bay Metropolitan Authority
 Operating Unit : < not applicable >
 Organization Code (UACS) : 35 083 0000000
 Fund Cluster : 01 - Regular Agency Fund
 (e.g. UACS Fund Cluster: 05-Internally Generated Funds and 06-Business Related Funds)


Inter Agency Fund Transfer
 Grants and Donations (Less than 12 months)

Particulars	UACS CODE	Approved Budget			Utilizations					Disbursements				Balances				
		Approved Budgeted Revenue	Adjustments (Reductions, Modifications/ Augmentations)	Adjusted Budgeted Revenue	1st Quarter Ending March 31	2nd Quarter Ending June 30	3rd Quarter Ending September 30	4th Quarter Ending December 31	Total	1st Quarter Ending March 31	2nd Quarter Ending June 30	3rd Quarter Ending September 30	4th Quarter Ending December 31	Total	Unutilized Budget	Unpaid Obligations (10-15)=(17+18)		
																Due and Demandable	Not Yet Due and Demandable	
1	2	3	4	5=(3+(-4))	6	7	8	9	10=(6+7+8+9)	11	12	13	14	15=(11+12+13+14)	16=(5-10)	17	18	
N/A	N/A	N/A	N/A	N/A	N/A	N/A	N/A	N/A	N/A	N/A	N/A	N/A	N/A	N/A	N/A	N/A	N/A	N/A


Certified Correct:

 EDITHA L. MARZAL
 Manager, Financial Planning and Budget Dept


Date: 10/21/2023 16:05 PM

Certified Correct:

 GENIE ROSE V. VICENTE
 Manager, Accounting Department

Date: 10/21/2023 16:08 PM

Recommending Approval:

 ANTONIETTA P. SANQUI
 Deputy Administrator for Finance

Date: 10/21/2023 16:11 PM

Approved By:

 JONATHAN D. TAN
 Chairman and Administrator

Date: 10/21/2023 16:13 PM

STATEMENT OF APPROPRIATIONS, ALLOTMENTS, OBLIGATIONS, DISBURSEMENTS AND BALANCES
As at the Quarter Ending September 30, 2023

Department : Budgetary Support to Government Corporations
 Agency/Entity : Public Bay Metropolitan Authority
 Operating Unit : < not applicable >
 Organization Code (UACS) : 35 083 000000
 Fund Cluster : 01 - Regular Agency Fund

	Current Year Appropriations
	Supplemental Appropriations
X	Continuing Appropriations

(e.g. UACS Fund Cluster: 01-Regular Agency Fund, 02-Foreign Assisted Projects Fund, 03-Special Account-Locally Funded/Domestic Grants Fund, and 04-Special Account-Foreign Assisted/Foreign Grants Fund)

Particulars	UACS CODE	Authorized Appropriations	Appropriations (Transfer To/From, Modifications/ Augmentations)	Adjusted Appropriations	Allotments Received	Adjustments (Reductions, Modifications/ Augmentations)	Allotments		Current Year Obligations					Total	Current Year Disbursements				Balances				
							Transfer To	Transfer From	1st Quarter Ending March 31	2nd Quarter Ending June 30	3rd Quarter Ending September 30	4th Quarter Ending December 31	1st Quarter Ending March 31		2nd Quarter Ending June 30	3rd Quarter Ending September 30	4th Quarter Ending December 31	Total	Unreleased Appropriations	Unobligated Allotments	Unpaid Obligations (16-20)+(23+24)	Due and Demandable	Not Yet Due and Demandable
1	2	3	4	5=(3+4)	6	7	8	9	10=(8+(-17)+9)	11	12	13	14	15=(11+12+13+14)	16	17	18	19	20=(16+17+18+19)	21=(5-10)	22=(10-15)	23	24
II. Special Purpose Fund		801,888,000.00	0.00	801,888,000.00	801,888,000.00	0.00	0.00	0.00	801,888,000.00	183,182,482.10	182,585,818.80	79,947,835.89	0.00	415,875,734.39	72,310,063.82	3,442,487.22	88,887,827.83	0.00	144,840,459.07	0.00	185,882,285.81	0.00	271,036,275.32
Operations	3000000000000000	801,888,000.00	0.00	801,888,000.00	801,888,000.00	0.00	0.00	0.00	801,888,000.00	183,182,482.10	182,585,818.80	79,947,835.89	0.00	415,875,734.39	72,310,063.82	3,442,487.22	88,887,827.83	0.00	144,840,459.07	0.00	185,882,285.81	0.00	271,036,275.32
OO - Business located and operating within the economic zone/zone		801,888,000.00	0.00	801,888,000.00	801,888,000.00	0.00	0.00	0.00	801,888,000.00	183,182,482.10	182,585,818.80	79,947,835.89	0.00	415,875,734.39	72,310,063.82	3,442,487.22	88,887,827.83	0.00	144,840,459.07	0.00	185,882,285.81	0.00	271,036,275.32
ECOZONE DEVELOPMENT PROGRAM		801,888,000.00	0.00	801,888,000.00	801,888,000.00	0.00	0.00	0.00	801,888,000.00	183,182,482.10	182,585,818.80	79,947,835.89	0.00	415,875,734.39	72,310,063.82	3,442,487.22	88,887,827.83	0.00	144,840,459.07	0.00	185,882,285.81	0.00	271,036,275.32
Ecozone infrastructure development	310100100001000	801,888,000.00	0.00	801,888,000.00	801,888,000.00	0.00	0.00	0.00	801,888,000.00	183,182,482.10	182,585,818.80	79,947,835.89	0.00	415,875,734.39	72,310,063.82	3,442,487.22	88,887,827.83	0.00	144,840,459.07	0.00	185,882,285.81	0.00	271,036,275.32
MOOE		801,888,000.00	0.00	801,888,000.00	801,888,000.00	0.00	0.00	0.00	801,888,000.00	183,182,482.10	182,585,818.80	79,947,835.89	0.00	415,875,734.39	72,310,063.82	3,442,487.22	88,887,827.83	0.00	144,840,459.07	0.00	185,882,285.81	0.00	271,036,275.32
Sub-Total, Operations		801,888,000.00	0.00	801,888,000.00	801,888,000.00	0.00	0.00	0.00	801,888,000.00	183,182,482.10	182,585,818.80	79,947,835.89	0.00	415,875,734.39	72,310,063.82	3,442,487.22	88,887,827.83	0.00	144,840,459.07	0.00	185,882,285.81	0.00	271,036,275.32
PS		0.00	0.00	0.00	0.00	0.00	0.00	0.00	0.00	0.00	0.00	0.00	0.00	0.00	0.00	0.00	0.00	0.00	0.00	0.00	0.00	0.00	0.00
MOOE		801,888,000.00	0.00	801,888,000.00	801,888,000.00	0.00	0.00	0.00	801,888,000.00	183,182,482.10	182,585,818.80	79,947,835.89	0.00	415,875,734.39	72,310,063.82	3,442,487.22	88,887,827.83	0.00	144,840,459.07	0.00	185,882,285.81	0.00	271,036,275.32
FinEx (if Applicable)		0.00	0.00	0.00	0.00	0.00	0.00	0.00	0.00	0.00	0.00	0.00	0.00	0.00	0.00	0.00	0.00	0.00	0.00	0.00	0.00	0.00	0.00
CO		0.00	0.00	0.00	0.00	0.00	0.00	0.00	0.00	0.00	0.00	0.00	0.00	0.00	0.00	0.00	0.00	0.00	0.00	0.00	0.00	0.00	0.00
Sub-Total, II. Special Purpose Fund		801,888,000.00	0.00	801,888,000.00	801,888,000.00	0.00	0.00	0.00	801,888,000.00	183,182,482.10	182,585,818.80	79,947,835.89	0.00	415,875,734.39	72,310,063.82	3,442,487.22	88,887,827.83	0.00	144,840,459.07	0.00	185,882,285.81	0.00	271,036,275.32
PS		0.00	0.00	0.00	0.00	0.00	0.00	0.00	0.00	0.00	0.00	0.00	0.00	0.00	0.00	0.00	0.00	0.00	0.00	0.00	0.00	0.00	0.00
MOOE		801,888,000.00	0.00	801,888,000.00	801,888,000.00	0.00	0.00	0.00	801,888,000.00	183,182,482.10	182,585,818.80	79,947,835.89	0.00	415,875,734.39	72,310,063.82	3,442,487.22	88,887,827.83	0.00	144,840,459.07	0.00	185,882,285.81	0.00	271,036,275.32
FinEx (if Applicable)		0.00	0.00	0.00	0.00	0.00	0.00	0.00	0.00	0.00	0.00	0.00	0.00	0.00	0.00	0.00	0.00	0.00	0.00	0.00	0.00	0.00	0.00
CO		0.00	0.00	0.00	0.00	0.00	0.00	0.00	0.00	0.00	0.00	0.00	0.00	0.00	0.00	0.00	0.00	0.00	0.00	0.00	0.00	0.00	0.00
GRAND TOTAL		801,888,000.00	0.00	801,888,000.00	801,888,000.00	0.00	0.00	0.00	801,888,000.00	183,182,482.10	182,585,818.80	79,947,835.89	0.00	415,875,734.39	72,310,063.82	3,442,487.22	88,887,827.83	0.00	144,840,459.07	0.00	185,882,285.81	0.00	271,036,275.32
PS		0.00	0.00	0.00	0.00	0.00	0.00	0.00	0.00	0.00	0.00	0.00	0.00	0.00	0.00	0.00	0.00	0.00	0.00	0.00	0.00	0.00	0.00
MOOE		801,888,000.00	0.00	801,888,000.00	801,888,000.00	0.00	0.00	0.00	801,888,000.00	183,182,482.10	182,585,818.80	79,947,835.89	0.00	415,875,734.39	72,310,063.82	3,442,487.22	88,887,827.83	0.00	144,840,459.07	0.00	185,882,285.81	0.00	271,036,275.32
FinEx (if Applicable)		0.00	0.00	0.00	0.00	0.00	0.00	0.00	0.00	0.00	0.00	0.00	0.00	0.00	0.00	0.00	0.00	0.00	0.00	0.00	0.00	0.00	0.00
CO		0.00	0.00	0.00	0.00	0.00	0.00	0.00	0.00	0.00	0.00	0.00	0.00	0.00	0.00	0.00	0.00	0.00	0.00	0.00	0.00	0.00	0.00
Recapitulation by OO:																							
I. Agency Specific Budget		801,888,000.00	0.00	801,888,000.00	801,888,000.00	0.00	0.00	0.00	801,888,000.00	183,182,482.10	182,585,818.80	79,947,835.89	0.00	415,875,734.39	72,310,063.82	3,442,487.22	88,887,827.83	0.00	144,840,459.07	0.00	185,882,285.81	0.00	271,036,275.32
ECOZONE DEVELOPMENT PROGRAM		801,888,000.00	0.00	801,888,000.00	801,888,000.00	0.00	0.00	0.00	801,888,000.00	183,182,482.10	182,585,818.80	79,947,835.89	0.00	415,875,734.39	72,310,063.82	3,442,487.22	88,887,827.83	0.00	144,840,459.07	0.00	185,882,285.81	0.00	271,036,275.32

Certified Correct

 DENNIS P. VICENTE
 MANAGER, FINANCE, PLANNING AND BUDGET DEPARTMENT
 Date: October 21, 2023 02:07 PM

Certified Correct

 DENNIS P. VICENTE
 MANAGER, ACCOUNTING DEPARTMENT
 Date: October 21, 2023 02:07 PM

Received and Approved By

 ANTHONY A. SANCHEZ
 DEPUTY ADMINISTRATOR FOR FINANCE
 Date: October 21, 2023 02:18 PM

Approved By

 NATHANIEL D. TAN
 CHAIRMAN AND ADMINISTRATOR
 Date: October 21, 2023 02:21 PM

SUMMARY OF APPROPRIATIONS, ALLOTMENTS, OBLIGATIONS, DISBURSEMENTS AND BALANCES BY OBJECT OF EXPENDITURES
As at the Quarter Ending September 30, 2023

Department : Budgetary Support to Government Corporations
Agency/Entity : Subic Bay Metropolitan Authority
Operating Unit : < not applicable >
Organization Code (UACS) : 35 083 000000
Fund Cluster : 01 - Regular Agency Fund

Current Year Appropriations
Supplemental Appropriations
X Continuing Appropriations

(e.g. UACS Fund Cluster: 01-Regular Agency Fund, 02-Foreign Assisted Projects Fund, 03-Special Account-Locally Funded/Domestic Grants Fund, and 04-Special Account-Foreign Assisted/Foreign Grants Fund)

Table with columns: Particulars, UACS CODE, Appropriations (Authorized, Adjusted), Allotments Received, Adjustments, Obligations (1st-4th Quarter, Total), Disbursements (1st-4th Quarter, Total), Balances (Unreleased, Unobligated, Unpaid Obligations).

Certified Correct:
Signature of Gene R. V. Vicente
MANAGER, FINANCIAL PLANNING AND BUDGET DEPT
Date: October 21, 2023 02:41 PM

Certified Correct:
Signature of Gene R. V. Vicente
MANAGER, ACCOUNTING DEPARTMENT
Date: October 21, 2023 02:41 PM

Accounting Approval By:
Signature of Jonathan D. Tam
DEPUTY ADMINISTRATOR FOR FINANCE
Date: October 21, 2023 02:48 PM

Approved By:
Signature of Jonathan D. Tam
CHAIRMAN AND ADMINISTRATOR
Date: October 21, 2023 02:50 PM