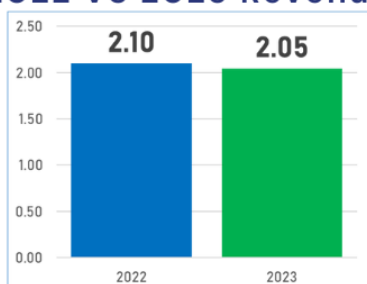


QUICK STATS (2023-1ST SEM)

REVENUE

- PHP 4.06 Billion total revenue in FY 2022
- Php 2.05 Billion as of June - 2023

2022 VS 2023 Revenue



Revenue by Source



TOURISM

- 435,664 Tourists
- 5.14 Million Same Day Visitors
- 55.10% Hotel Occupancy Rate

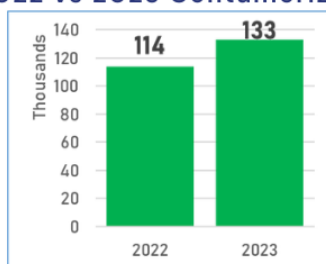
2022 vs 2023 Visitor Arrivals



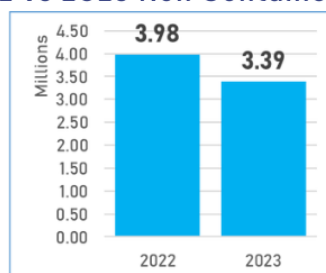
SEAPORT OPERATION

- Php 806.75 Million Revenue
- CARGO VOLUME
-132,924 TEUs
-3.39 million metric tons

2022 vs 2023 Containerized



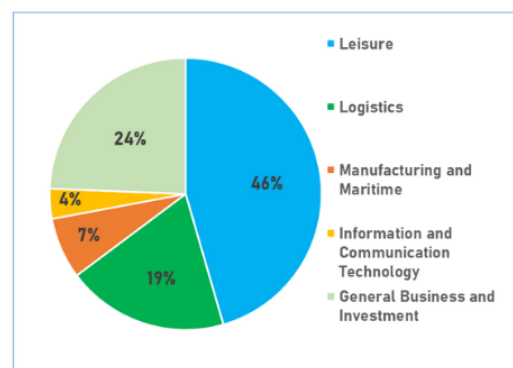
2022 vs 2023 Non Containerized



BUSINESS AND INVESTMENT

- 1,797 business Locators as of June 2023
- Php3.72 Billion Committed Investments

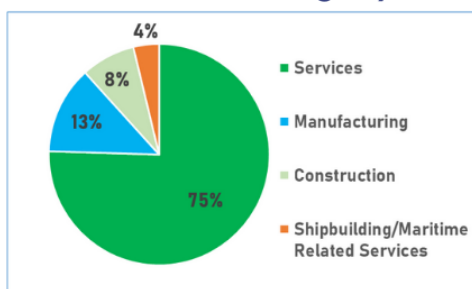
Business Locators by Industry



LABOR AND EMPLOYMENT

- 154,120 Freeport Workers

Freeport Workers by Business Category



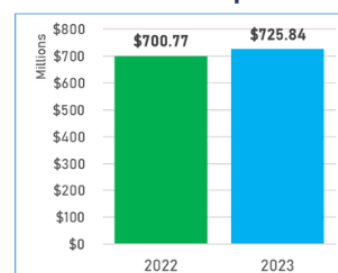
IMPORT AND EXPORT VALUES

- \$897.48 Million (Imports)
- \$725.84 million (Exports)

2022 VS 2023 Import Values



2022 VS 2023 Export Values



Notes:
1. Same-day-visitors are people who entered the Freeport Zone regardless of purpose
2. Tourist Arrivals are the number of tourists/guests who stayed at least one night in the Freeport Zone